ASPS



天津艾斯普斯精密机械有限公司

CONTENT

公司产品目录
CONTENT

MJ 工业铝型材

1. 公司产品目录 1

2. MJ工业铝型材系列 MJ Aluminium Profile Systems 2-23

索引 Index

技术参数及详图 Technical details

3. MJ工业铝型材配件 MJ Accessories 24-50

技术参数及详图 Technical details

4. 技术数据 Selection Date 51-55

5. 实图举例 Applications 56-57

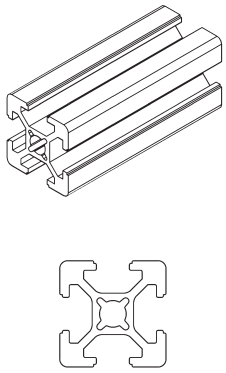

MJ-6-2020

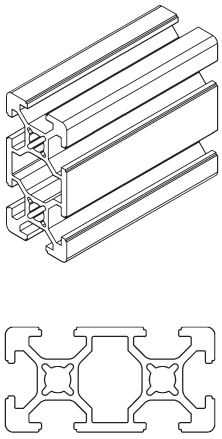

MJ-6-2040

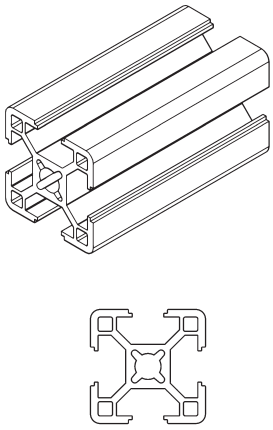

MJ-8-3030

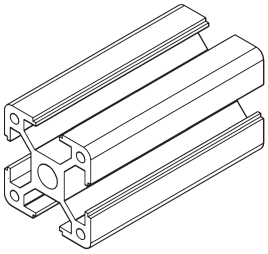

MJ-8-3030W

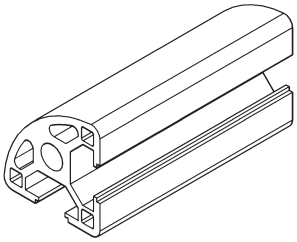

MJ-8-3030R

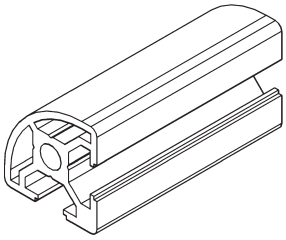

MJ-8-3030RQ

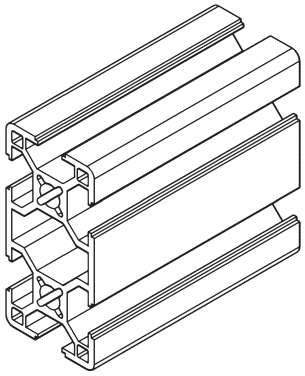

MJ-8-3060

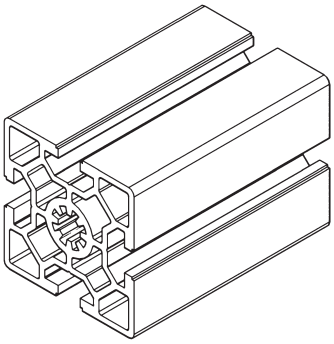

MJ-10-6060

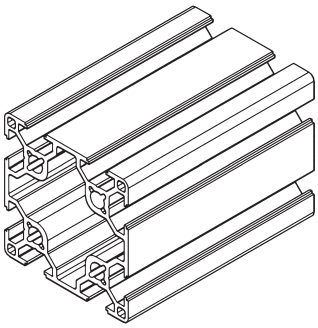

MJ-8-6060G

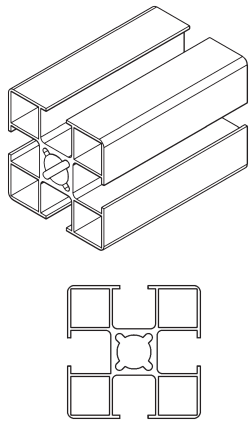

MJ-8-4040A

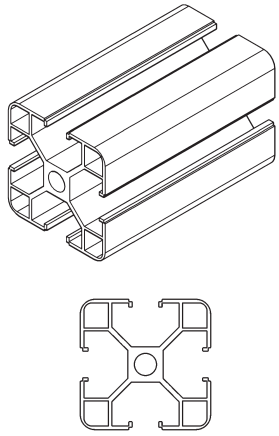

MJ-8-4040E

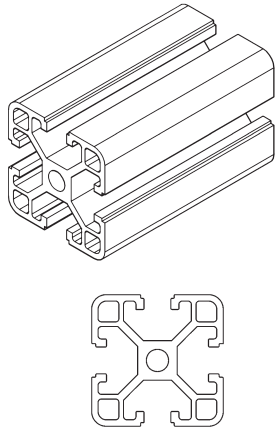

MJ-8-4040C

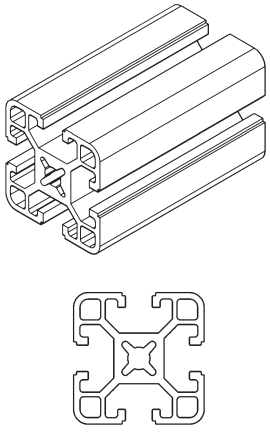

MJ-8-4040B

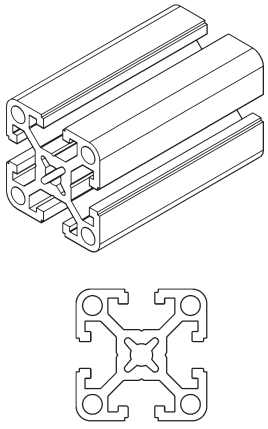

MJ-8-4040D

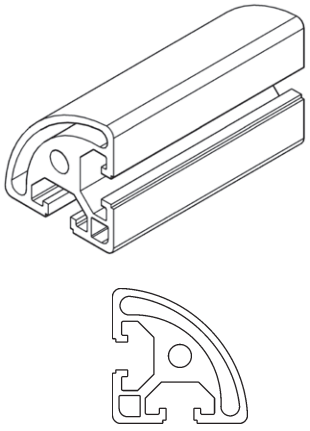

MJ-8-4040R

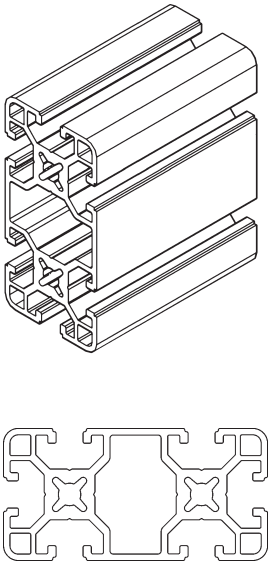

MJ-8-4080

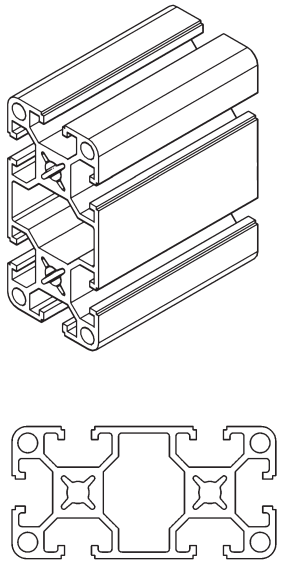

MJ-8-4080W

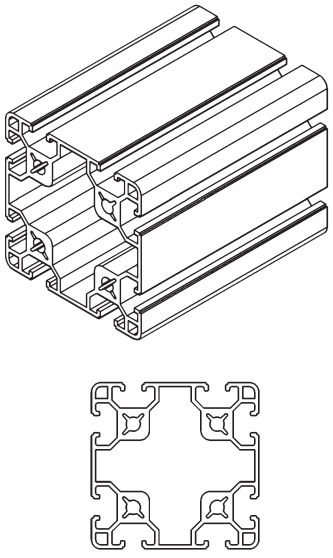

MJ-8-8080

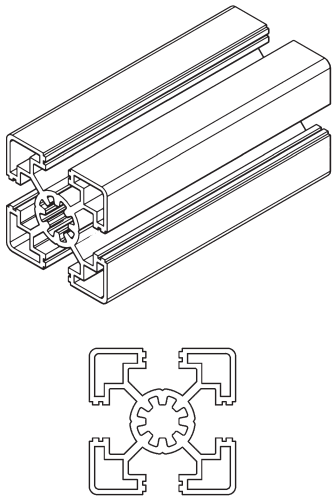

MJ-10-4545SL

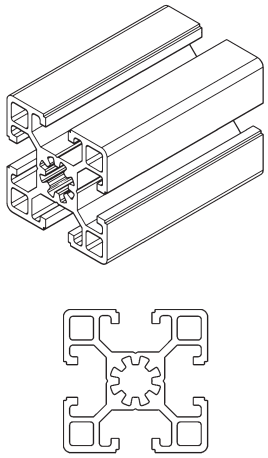

MJ-10-4545L

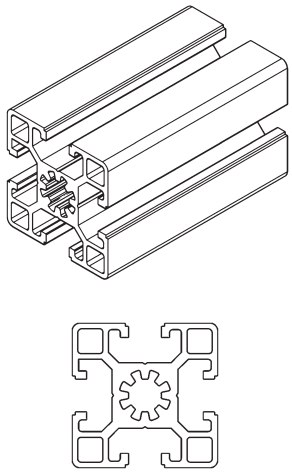

MJ-10-4545

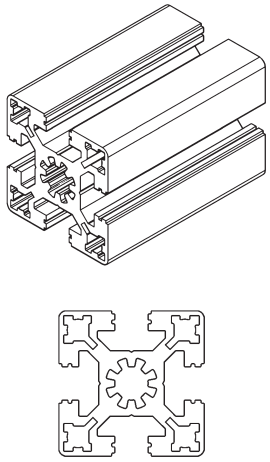

MJ-10-4545W

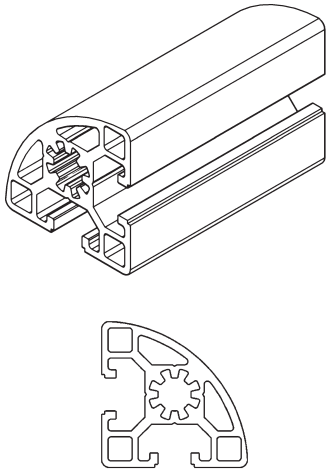

MJ-10-4545R

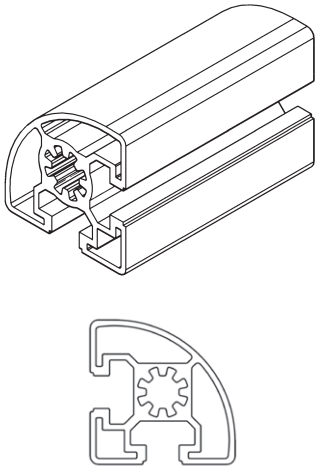

MJ-10-4545RQ

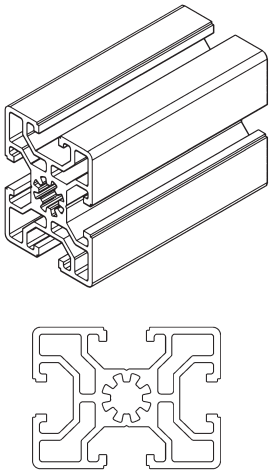

MJ-10-4560

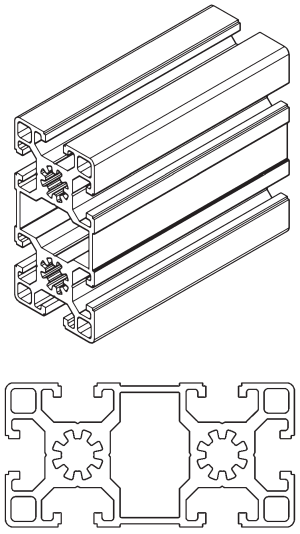

MJ-10-4590

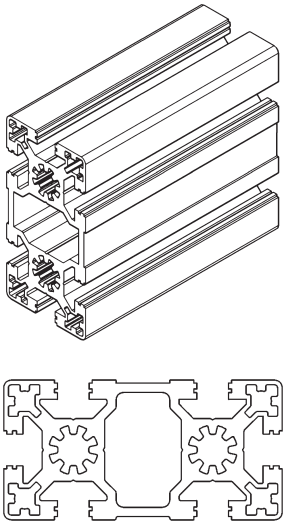

MJ-10-4590W

MJ 根据客户不同的需求设计不同的型材

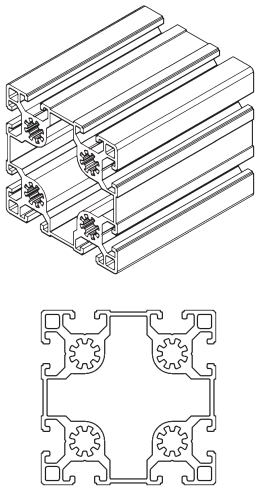

MJ-10-9090

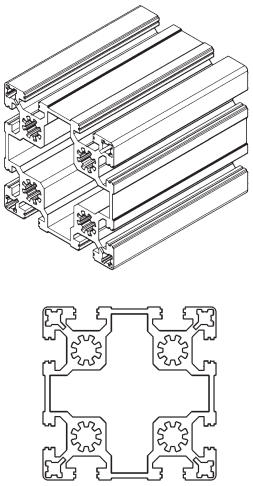

MJ-10-9090W

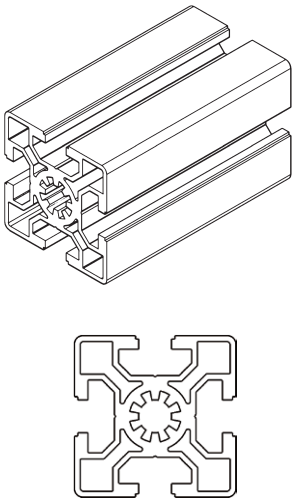

MJ-10-5050

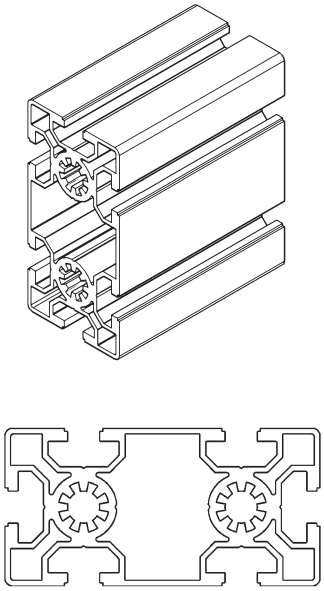

MJ-10-50100

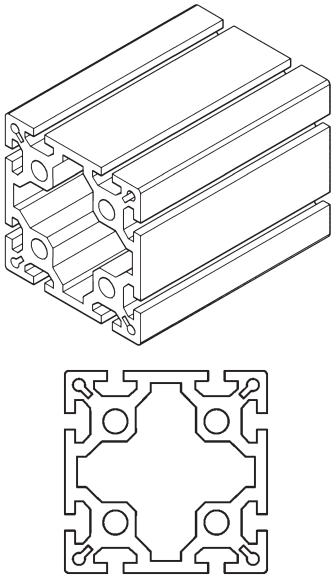

MJ-8-100100

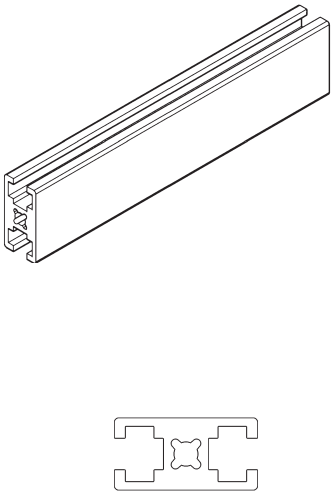

MJ-6-1530

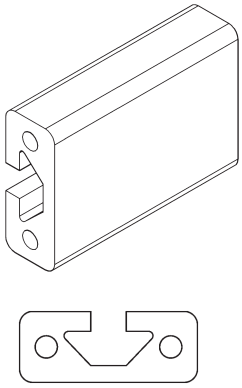

MJ-8-1640

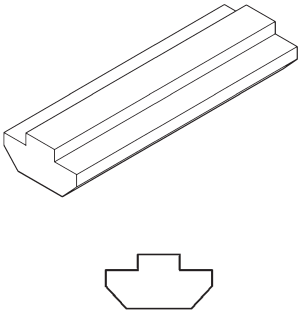

MJ-8-8

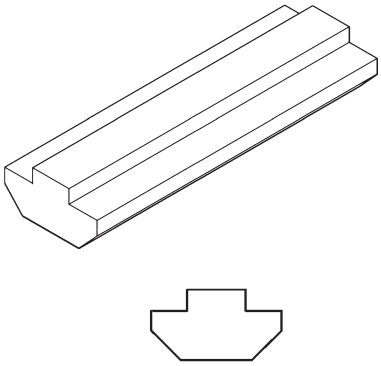

MJ-10-10

20系列
MJ-6-2020

型材Profile： 20×20
材料 ： 铝
Material ： Aluminium (6063-T5)
单位质量Weight： 0.65kg/m
长度Length： 6.02m
集合惯性 Mass of Inertia：
Ix：0.72cm^4 Iy：0.72cm^4
截面惯性 Section Modulus：
Zx：0.72cm^3 Zy：0.72cm^3



MJ-6-2020

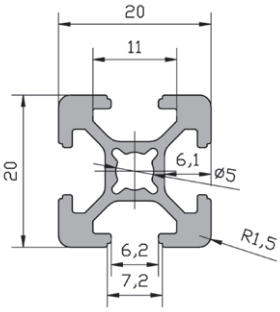

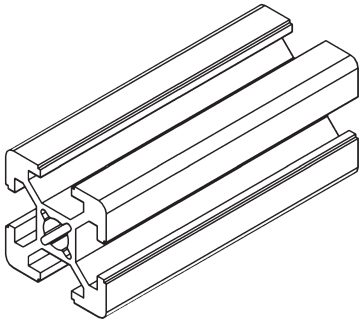

20系列
MJ-6-2040

型材Profile： 20×40
材料 ： 铝
Material ： Aluminium (6063-T5)
单位质量Weight： 1.1kg/m
长度Length： 6.02m
集合惯性 Mass of Inertia：
Ix：4.64cm^4 Iy：1.42cm^4
截面惯性 Section Modulus：
Zx：2.32cm^3 Zy：1.32cm^3



MJ-6-2040

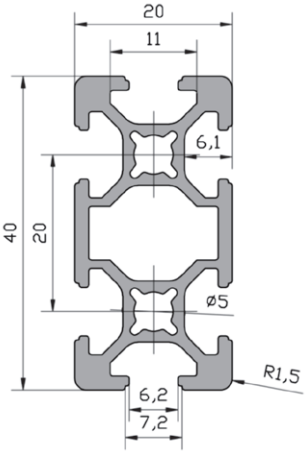

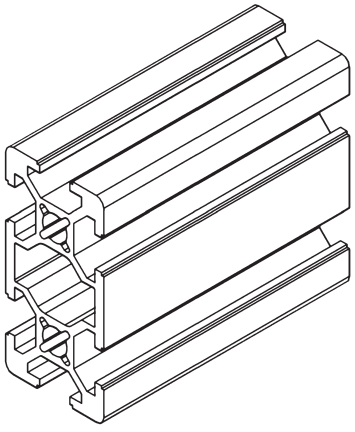

MJ 根据客户不同的需求设计不同的型材



MJ-8-3030

30系列
MJ-8-3030
MJ-8-3030W
MJ-8-3030R
MJ-8-3030RQ
MJ-8-3060
MJ-10-6060
MJ-8-6060G

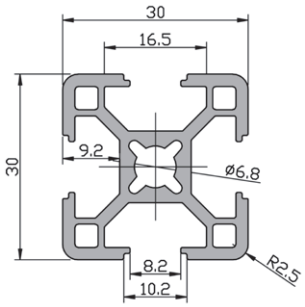

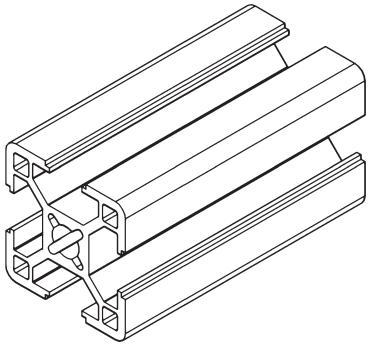

MJ-8-3030

型材Profile： 30×30
材料 ： 铝
Material ： Aluminium (6063-T5)
单位质量Weight： 1kg/m
长度Length： 6.02m
集合惯性 Mass of Inertia：
Ix：2.85cm^4 Iy：2.85cm^4
截面惯性 Section Modulus：
Zx：1.8cm^3 Zy：1.8cm^3



MJ-8-3030W

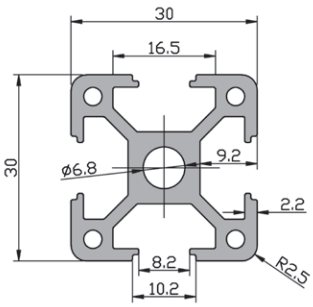

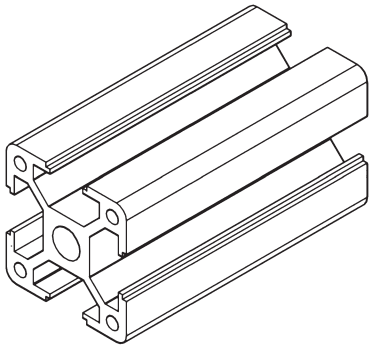

MJ-8-3030W

型材Profile： 30×30W
材料 ： 铝
Material ： Aluminium (6063-T5)
单位质量Weight： 1.1kg/m
长度Length： 6.02m
集合惯性 Mass of Inertia：
Ix：3.35cm^4 Iy：3.35cm^4
截面惯性 Section Modulus：
Zx：2.28cm^3 Zy：2.28cm^3



MJ-8-3030R

MJ-8-3030R

型材Profile： 30×30R
材料 ： 铝
Material ： Aluminium (6063-T5)
单位质量Weight： 0.9kg/m
长度Length： 6.02m
集合惯性 Mass of Inertia：
Ix：2.40cm^4 Iy：2.40cm^4
截面惯性 Section Modulus：
Zx：1.40cm^3 Zy：1.40cm^3

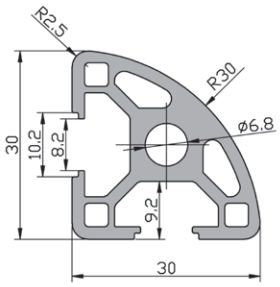

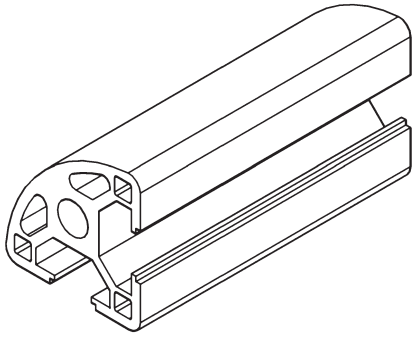



MJ-8-3030RQ

MJ-8-3030RQ

型材Profile： 30×30RQ
材料 ： 铝
Material ： Aluminium (6063-T5)
单位质量Weight： 0.9kg/m
长度Length： 6.02m
集合惯性 Mass of Inertia：
Ix：2.52cm^4 Iy：2.52cm^4
截面惯性 Section Modulus：
Zx：1.51cm^3 Zy：1.51cm^3

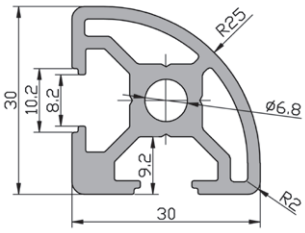

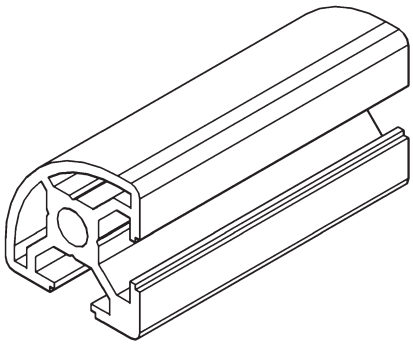

MJ 根据客户不同的需求设计不同的型材



MJ-8-3060

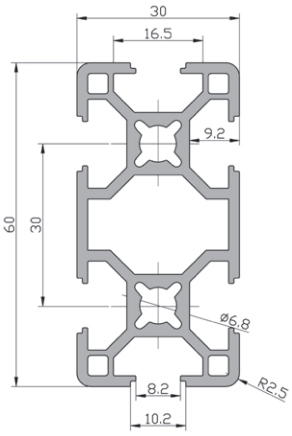

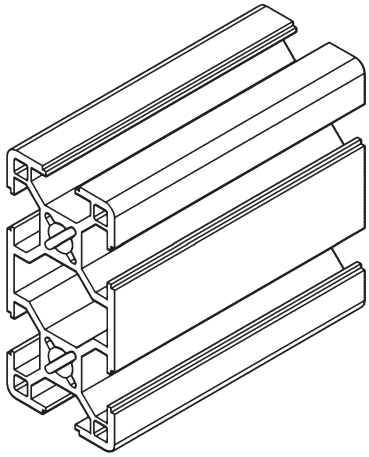

MJ-8-3060

型材Profile： 30×60
材料 ： 铝
Material ： Aluminium (6063-T5)
单位质量Weight： 1.75kg/m
长度Length： 6.02m
集合惯性 Mass of Inertia：
Ix：19.80cm^4 Iy：5.15cm^4
截面惯性 Section Modulus：
Zx：6.60cm^3 Zy：3.30cm^3



MJ-10-6060

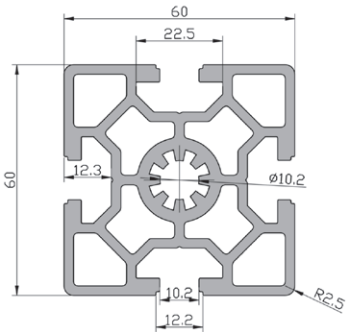

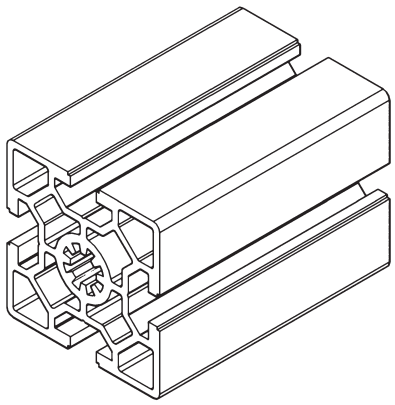

MJ-10-6060

型材Profile： 60×60
材料 ： 铝
Material ： Aluminium (6063-T5)
单位质量Weight： 4.4kg/m
长度Length： 6.02m
集合惯性 Mass of Inertia：
Ix：48.85cm^4 Iy：48.85m^4
截面惯性 Section Modulus：
Zx：16.27cm^3 Zy：16.27cm^3



MJ-8-6060G

MJ-8-6060G

型材Profile： 60×60G
材料 ： 铝
Material ： Aluminium (6063-T5)
单位质量Weight： 2.8kg/m
长度Length： 6.02m
集合惯性 Mass of Inertia：
Ix：32.40cm^4 Iy：32.40cm^4
截面惯性 Section Modulus：
Zx：10.80cm^3 Zy：10.80cm^3

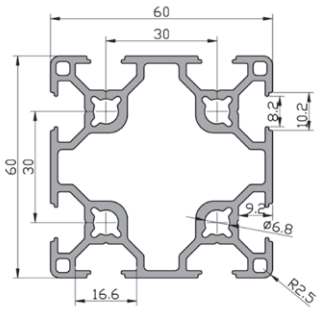

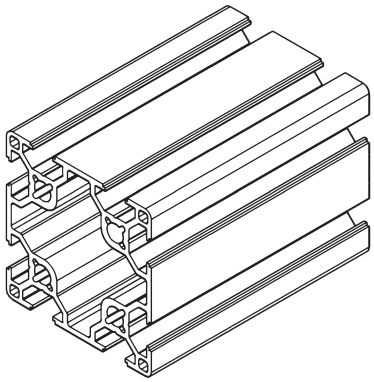

40系列
MJ-8-4040A
MJ-8-4040B
MJ-8-4040C
MJ-8-4040D
MJ-8-4040E
MJ-8-4040R
MJ-8-4080
MJ-8-4080W
MJ-8-8080
MJ-8-4545



MJ-8-4040A

MJ-8-4040A

型材Profile： 40×40A
材料 ： 铝
Material ： Aluminium (6063-T5)
单位质量Weight： 1.2kg/m
长度Length： 6.02m
集合惯性 Mass of Inertia：
Ix：9.70cm^4 Iy：9.70cm^4
截面惯性 Section Modulus：
Zx：5.10m^3 Zy：5.10cm^3

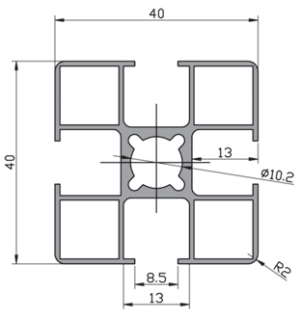

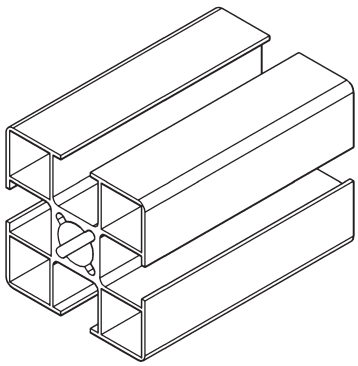

MJ 根据客户不同的需求设计不同的型材



MJ-8-4040E

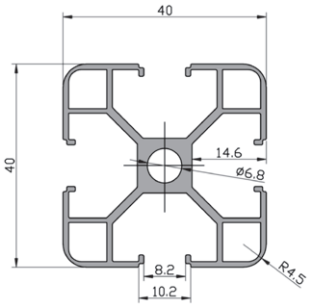

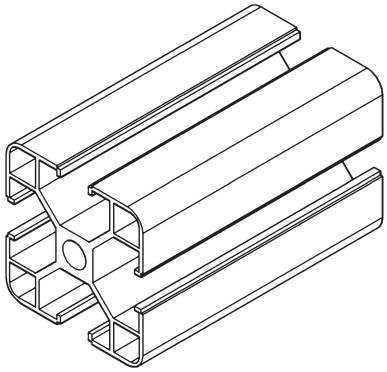

MJ-8-4040E

型材Profile： 40×40E
材料 ： 铝
Material ： Aluminium (6063-T5)
单位质量Weight： 1.1kg/m
长度Length： 6.02m
集合惯性 Mass of Inertia：
Ix：9.70cm^4 Iy：9.70cm^4
截面惯性 Section Modulus：
Zx：5.10cm^3 Zy：5.10cm^3



MJ-8-4040C

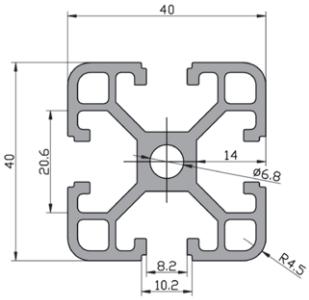

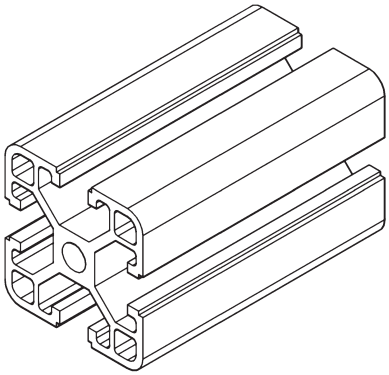

MJ-8-4040C

型材Profile： 40×40C
材料 ： 铝
Material ： Aluminium (6063-T5)
单位质量Weight： 1.45kg/m
长度Length： 6.02m
集合惯性 Mass of Inertia：
Ix：9.25cm^4 Iy：9.25cm^4
截面惯性 Section Modulus：
Zx：4.86cm^3 Zy：4.86cm^3

MJ-8-4040B

型材Profile： 40×40B
材料 ： 铝
Material ： Aluminium (6063-T5)
单位质量Weight： 1.75kg/m
长度Length： 6.02m
集合惯性 Mass of Inertia：
Ix：9.70cm^4 Iy：9.70cm^4
截面惯性 Section Modulus：
Zx：5.10cm^3 Zy：5.10cm^3



MJ-8-4040B

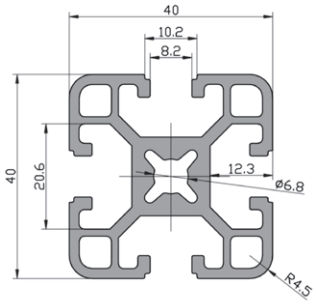

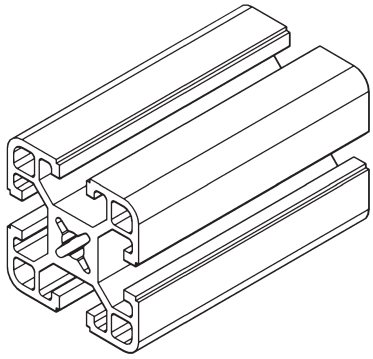

MJ-8-4040D

型材Profile： 40×40D
材料 ： 铝
Material ： Aluminium (6063-T5)
单位质量Weight： 1.9kg/m
长度Length： 6.02m
集合惯性 Mass of Inertia：
Ix：10.20cm^4 Iy：10.20cm^4
截面惯性 Section Modulus：
Zx：5.32cm^3 Zy：5.32cm^3



MJ-8-4040D

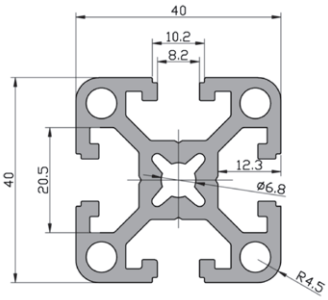

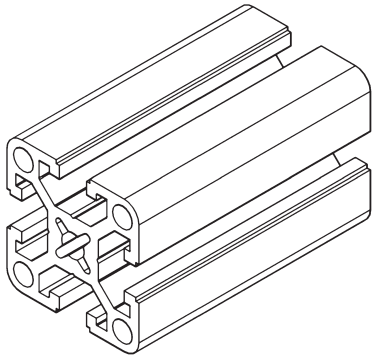

MJ 根据客户不同的需求设计不同的型材



MJ-8-4040R

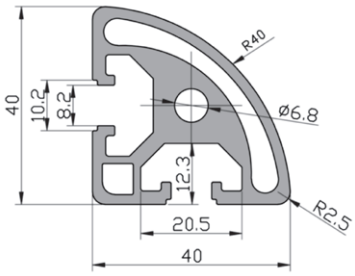

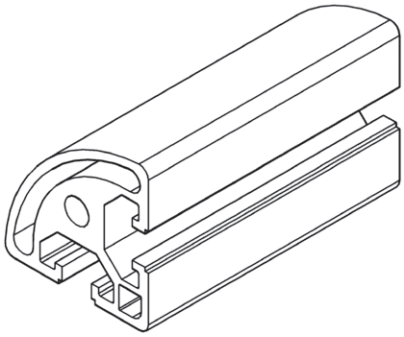

MJ-8-4040R

型材Profile： 40×40R
材料 ： 铝
Material ： Aluminium (6063-T5)
单位质量Weight： 1.65kg/m
长度Length： 6.02m
集合惯性 Mass of Inertia：
Ix：6.15cm^4 Iy：6.15cm^4
截面惯性 Section Modulus：
Zx：2.84cm^3 Zy：2.84cm^3



MJ-8-4080

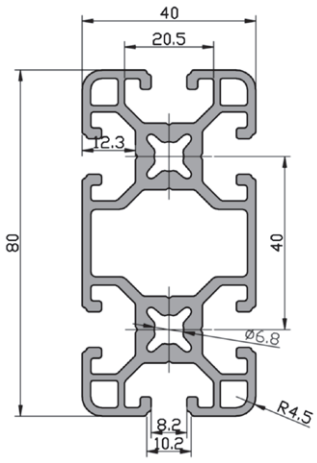

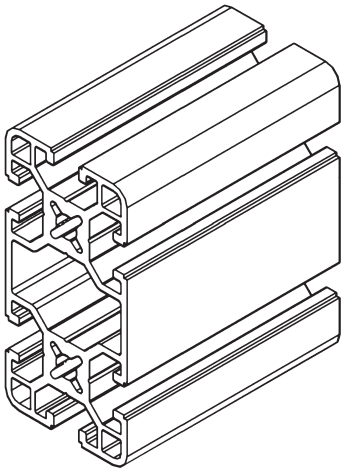

MJ-8-4080

型材Profile： 40×80
材料 ： 铝
Material ： Aluminium (6063-T5)
单位质量Weight： 3.2kg/m
长度Length： 6.02m
集合惯性 Mass of Inertia：
Ix：74.80cm^4 Iy：21.60cm^4
截面惯性 Section Modulus：
Zx：17.40cm^3 Zy：8.70cm^3

MJ-8-4080W

型材Profile： 40×80W
材料 ： 铝
Material ： Aluminium (6063-T5)
单位质量Weight： 3.6kg/m
长度Length： 6.02m
集合惯性 Mass of Inertia：
Ix：82.0cm^4 Iy：20.35cm^4
截面惯性 Section Modulus：
Zx：19.20cm^3 Zy：9.60cm^3



MJ-8-4080W

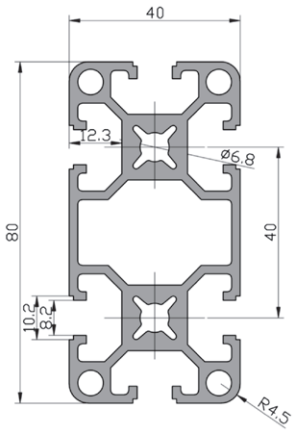

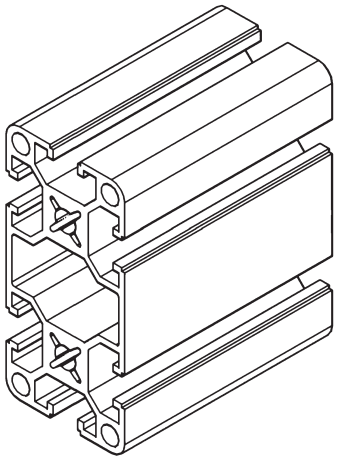

MJ-8-8080

型材Profile： 80×80
材料 ： 铝
Material ： Aluminium (6063-T5)
单位质量Weight： 5.7kg/m
长度Length： 6.02m
集合惯性 Mass of Inertia：
Ix：130.10cm^4 Iy：130.10cm^4
截面惯性 Section Modulus：
Zx：32.10cm^3 Zy：32.10cm^3



MJ-8-8080

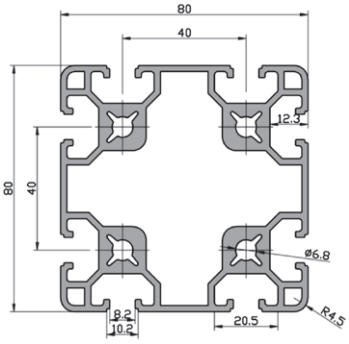

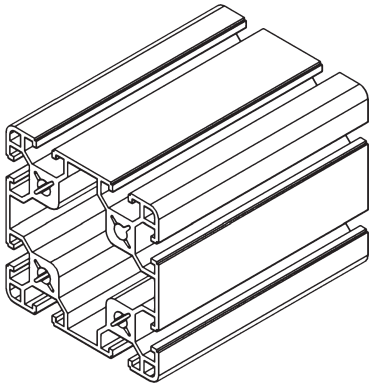

MJ 根据客户不同的需求设计不同的型材

45系列

MJ-10-4545L
MJ-10-4545W
MJ-10-4545R
MJ-10-4545RQ
MJ-10-4560
MJ-10-4560W
MJ-10-6060
MJ-10-4590
MJ-10-9090
MJ-10-9090W



MJ-10-4545SL

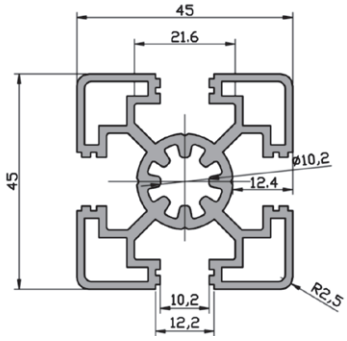

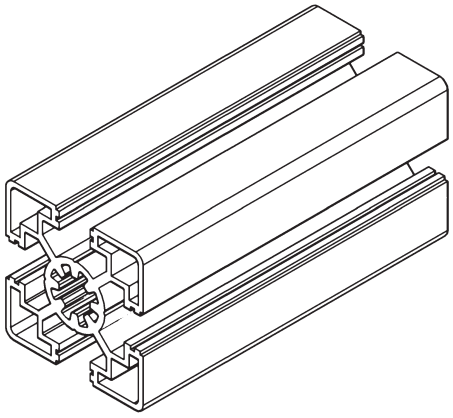

MJ-10-4545SL

型材Profile： 45×45SL
材料 ： 铝
Material ： Aluminium (6063-T5)
单位质量Weight： 1.65kg/m
长度Length： 6.02m
集合惯性 Mass of Inertia：
Ix：13.68cm^4 Iy：13.68cm^4
截面惯性 Section Modulus：
Zx：5.90cm^3 Zy：5.90cm^3



MJ-10-4545L

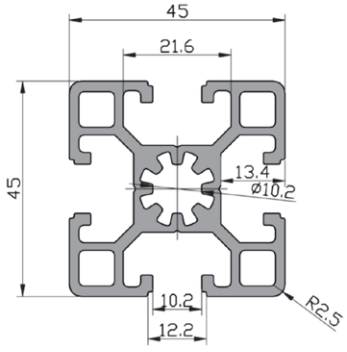

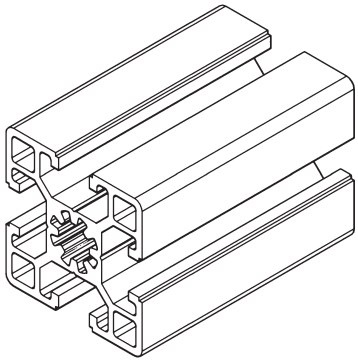

MJ-10-4545L

型材Profile： 45×45L
材料 ： 铝
Material ： Aluminium (6063-T5)
单位质量Weight： 2kg/m
长度Length： 6.02m
集合惯性 Mass of Inertia：
Ix：14.10cm^4 Iy：14.10cm^4
截面惯性 Section Modulus：
Zx：6.15cm^3 Zy：6.15cm^3

MJ-10-4545

型材Profile： 45×45
材料 ： 铝
Material ： Aluminium (6063-T5)
单位质量Weight： 2.3kg/m
长度Length： 6.02m
集合惯性 Mass of Inertia：
Ix：15.12cm^4 Iy：15.12cm^4
截面惯性 Section Modulus：
Zx：6.52cm^3 Zy：6.52cm^3



MJ-10-4545

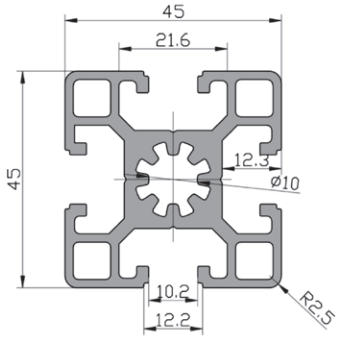

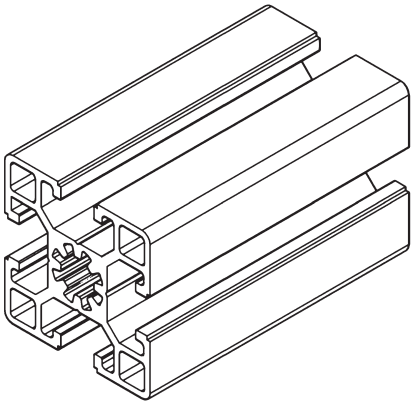

MJ-10-4545W

型材Profile： 45×45W
材料 ： 铝
Material ： Aluminium (6063-T5)
单位质量Weight： 2.6kg/m
长度Length： 6.02m
集合惯性 Mass of Inertia：
Ix：15.82cm^4 Iy：15.82cm^4
截面惯性 Section Modulus：
Zx：6.95cm^3 Zy：6.95cm^3



MJ-10-4545W

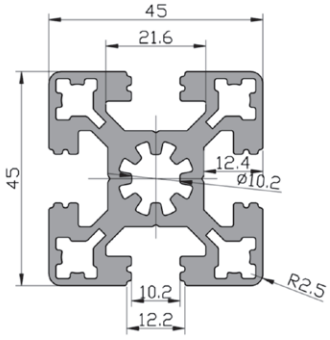

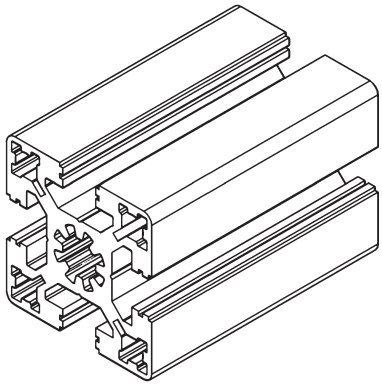

MJ 根据客户不同的需求设计不同的型材



MJ-10-4545R

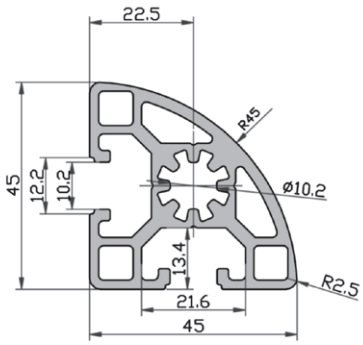

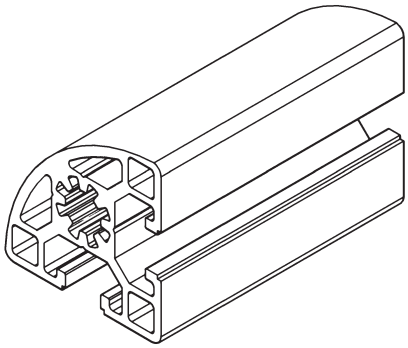

MJ-10-4545R

型材Profile： 45×45R
材料 ： 铝
Material ： Aluminium (6063-T5)
单位质量Weight： 1.75kg/m
长度Length： 6.02m
集合惯性 Mass of Inertia：
Ix：11.33cm^4 Iy：11.33cm^4
截面惯性 Section Modulus：
Zx：4.50cm^3 Zy：4.50cm^3



MJ-10-4545RQ

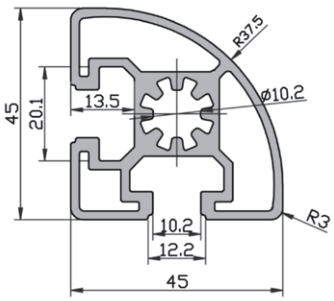

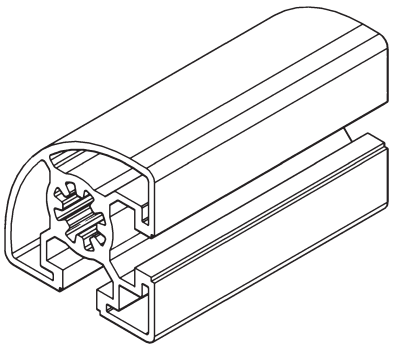

MJ-10-4545RQ

型材Profile： 45×45RQ
材料 ： 铝
Material ： Aluminium (6063-T5)
单位质量Weight： 1.8kg/m
长度Length： 6.02m
集合惯性 Mass of Inertia：
Ix：12.25cm^4 Iy：12.25cm^4
截面惯性 Section Modulus：
Zx：5.06cm^3 Zy：5.06cm^3

MJ-10-4560

型材Profile： 45×60
材料 ： 铝
Material ： Aluminium (6063-T5)
单位质量Weight： 2.8kg/m
长度Length： 6.02m
集合惯性 Mass of Inertia：
Ix：27.62cm^4 Iy：15.16cm^4
截面惯性 Section Modulus：
Zx：9.60cm^3 Zy：7.11cm^3



MJ-10-4560

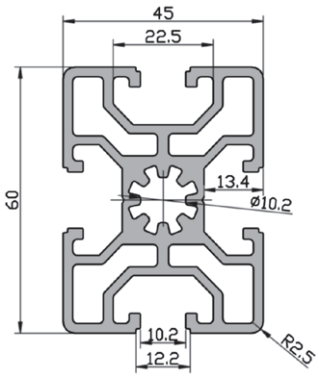

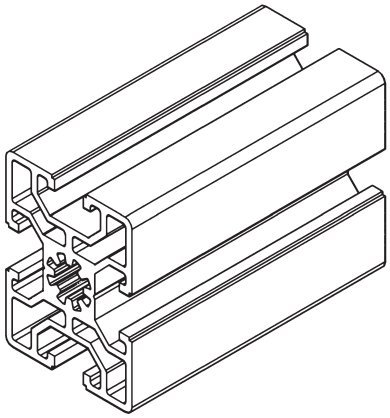

MJ-10-4590

型材Profile： 45×90
材料 ： 铝
Material ： Aluminium (6063-T5)
单位质量Weight： 4.3kg/m
长度Length： 6.02m
集合惯性 Mass of Inertia：
Ix：103.15cm^4 Iy：26.60cm^4
截面惯性 Section Modulus：
Zx：22.40cm^3 Zy：11.20cm^3



MJ-10-4590

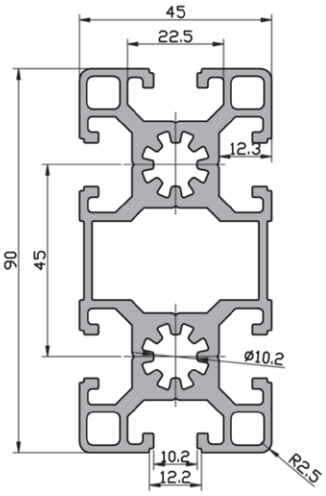

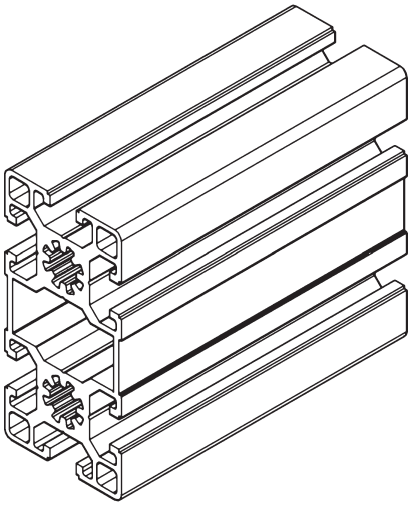

MJ 根据客户不同的需求设计不同的型材



MJ-10-4590W

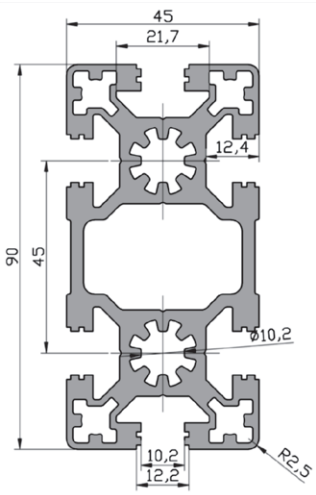

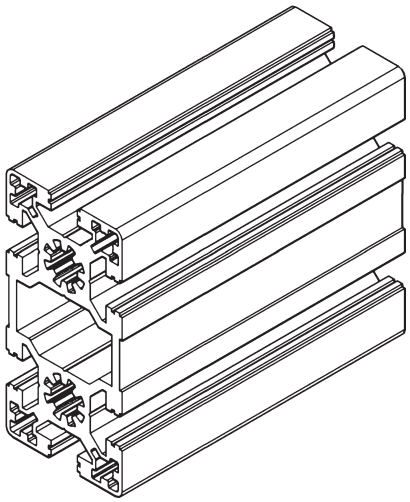

MJ-10-4590W

型材Profile： 45×90W
材料 ： 铝
Material ： Aluminium (6063-T5)
单位质量Weight： 4.6kg/m
长度Length： 6.02m
集合惯性 Mass of Inertia：
Ix：112.10cm^4 Iy：29.70cm^4
截面惯性 Section Modulus：
Zx：24.60cm^3 Zy：12.30cm^3



MJ-10-9090

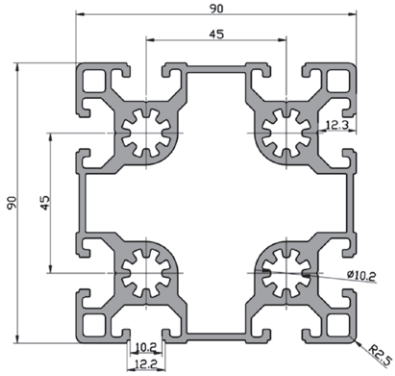

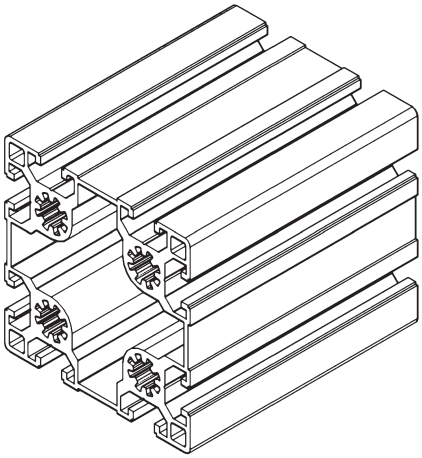

MJ-10-9090

型材Profile： 90×90
材料 ： 铝
Material ： Aluminium (6063-T5)
单位质量Weight： 6.2kg/m
长度Length： 6.02m
集合惯性 Mass of Inertia：
Ix：191.25cm^4 Iy：191.25m^4
截面惯性 Section Modulus：
Zx：42.50cm^3 Zy：42.50cm^3

MJ-10-9090W

型材Profile： 90×90W
材料 ： 铝
Material ： Aluminium (6063-T5)
单位质量Weight： 6.7kg/m
长度Length： 6.02m
集合惯性 Mass of Inertia：
Ix：202.10cm^4 Iy：202.10cm^4
截面惯性 Section Modulus：
Zx：44.60cm^3 Zy：44.60cm^3



MJ-10-9090W

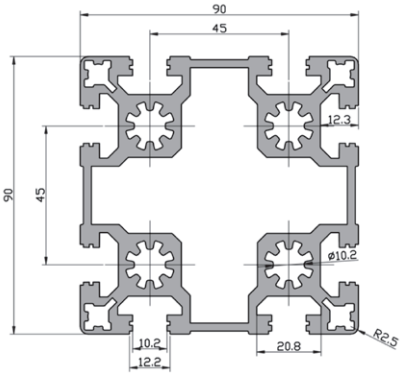

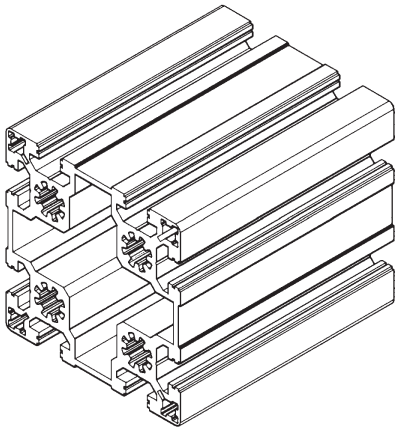

50系列
MJ-10-5050
MJ-10-50100
MJ-8-5050
MJ-8-50100
MJ-8-100100



MJ-10-5050

MJ-10-5050

型材Profile： 50×50
材料 ： 铝
Material ： Aluminium (6063-T5)
单位质量Weight： 3.25kg/m
长度Length： 6.02m
集合惯性 Mass of Inertia：
Ix：22.90cm^4 Iy：22.90cm^4
截面惯性 Section Modulus：
Zx：10.20cm^3 Zy：10.20cm^3

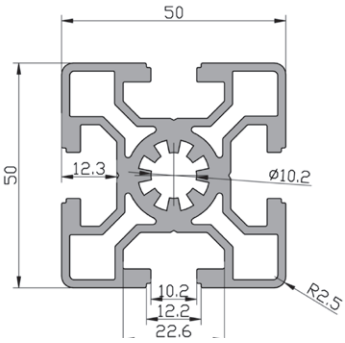

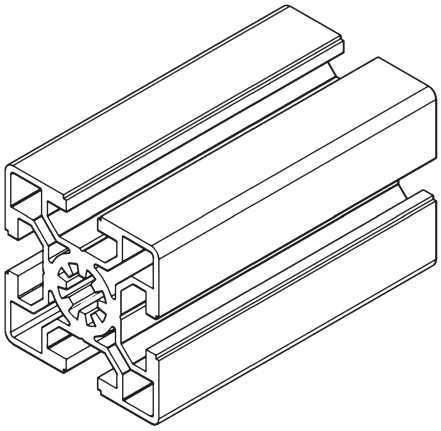

MJ 根据客户不同的需求设计不同的型材



MJ-10-50100

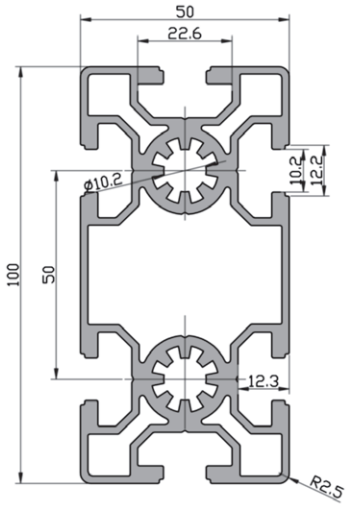

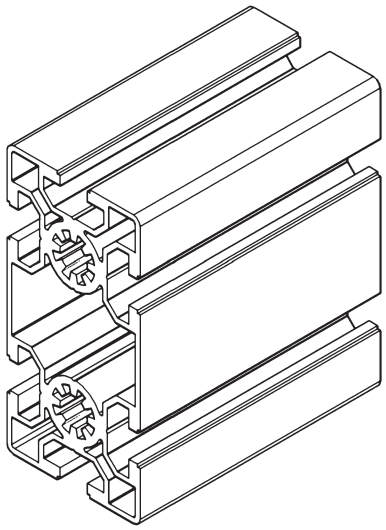

MJ-10-50100

型材Profile： 50 × 100
材料 ： 铝
Material ： Aluminium (6063-T5)
单位质量Weight： 4.82kg/m
长度Length： 6.02m
集合惯性 Mass of Inertia：
Ix：150.30cm^4 Iy：42.80cm^4
截面惯性 Section Modulus：
Zx：32.20cm^3 Zy：16.60cm^3



MJ-8-5050

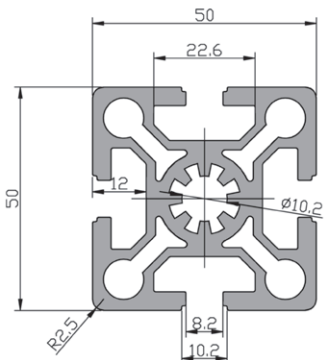

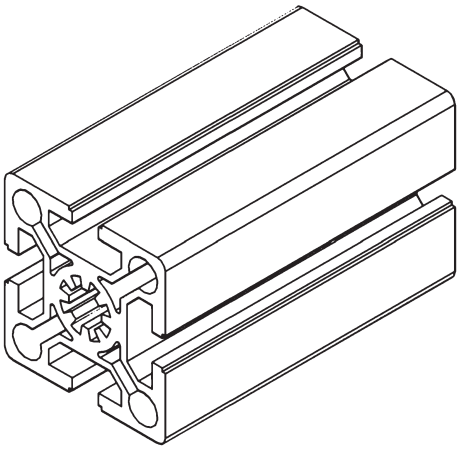

MJ-8-5050

型材Profile： 50 × 50
材料 ： 铝
Material ： Aluminium (6063-T5)
单位质量Weight： 2.95kg/m
长度Length： 6.02m
集合惯性 Mass of Inertia：
Ix：22.90cm^4 Iy：22.90cm^4
截面惯性 Section Modulus：
Zx：10.20cm^3 Zy：10.20cm^3

MJ-8-50100

型材Profile： 50 × 100
材料 ： 铝
Material ： Aluminium
(6063-T5)
单位质量Weight： 4.82kg/m
长度Length： 6.02m
集合惯性 Mass of Inertia：
Ix：150.30cm^4 Iy：42.80cm^4
截面惯性 Section Modulus：
Zx：32.20cm^3 Zy：16.60cm^3



MJ-8-50100

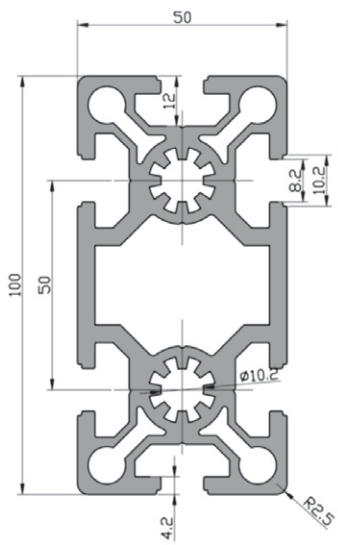

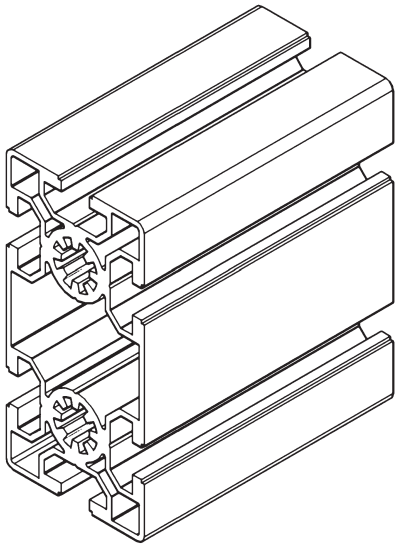

MJ-8-100100

型材Profile： 100 × 100
材料 铝
Material Aluminium
(6063-T5)
单位质量Weight： 12kg/m
长度Length： 6.02m
集合惯性 Mass of Inertia：
Ix：352.40cm^4 Iy：352.40cm^4
截面惯性 Section Modulus：
Zx：68.80cm^3 Zy：68.80cm^3



MJ-8-100100

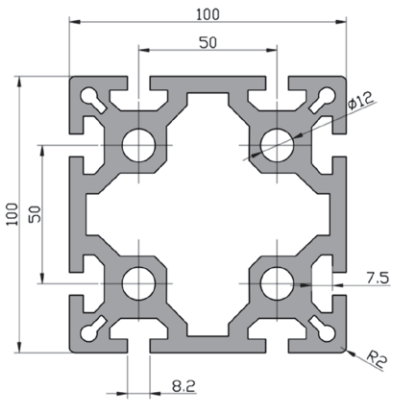

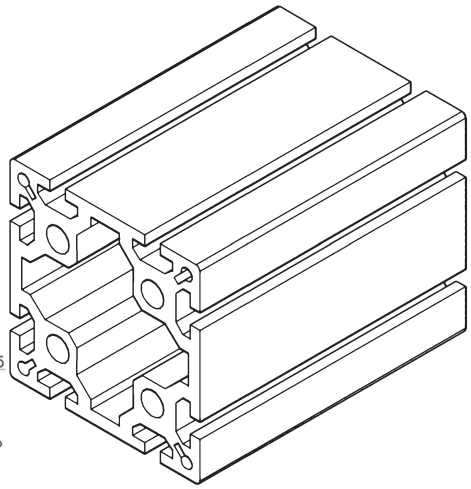

*除了以上型材规格之外，MJ可根据用户特别需求与需要，开模生产各种尺寸、形状、材质的铝型材

MJ 根据客户不同的需求设计不同的型材



MJ-6-1530

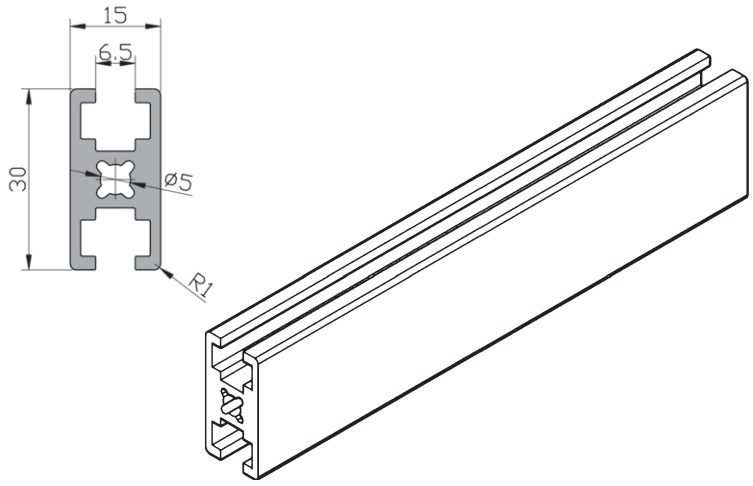

辅助铝型材系列

在工业铝型材制作框架时，经常需要各种规格和尺寸要求的型材，如制作门窗边框物料架围框、走线槽、槽连接条及面板导轨等，除以下常用规格外，用户可直接与我公司或代理经销商联系。

这一系列现有品种如下：

MJ-6-1530
MJ-8-1640
MJ-8-8
MJ-10-10

MJ-6-1530

型材Profile： 15×30
材料 ： 铝
Material ： Aluminium (6063-T5)
单位质量Weight： 0.85kg/m
长度Length： 6.02m
用途：多用于门、窗框制作



MJ-8-1640

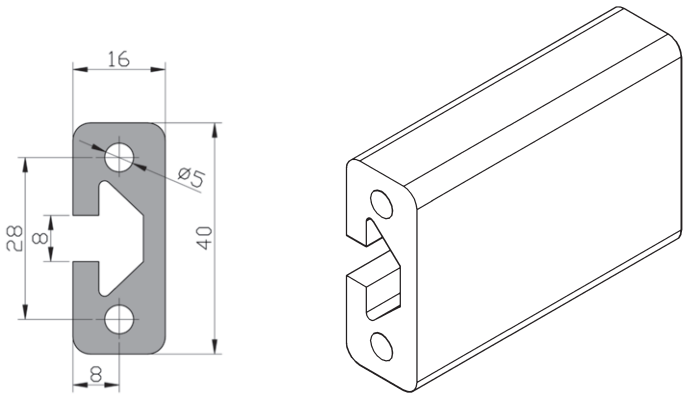

MJ-8-1640

型材Profile： 16×40
材料 ： 铝
Material ： Aluminium (6063-T5)
单位质量Weight： 1.4kg/m
长度Length： 6.02m
用途：多用于导轨、滑槽、窗框制作

*除了以上型材规格之外，MJ可根据用户特别需求与需要，开模生产各种尺寸、形状、材质的铝型材

MJ-8-8

型材Profile： 8×8
材料 ： 铝
Material ： Aluminium
(6063-T5)
单位质量Weight： 0.5kg/m
长度Length： 6.02m
用途：用于制作8槽铝型材内连接件



MJ-8-8

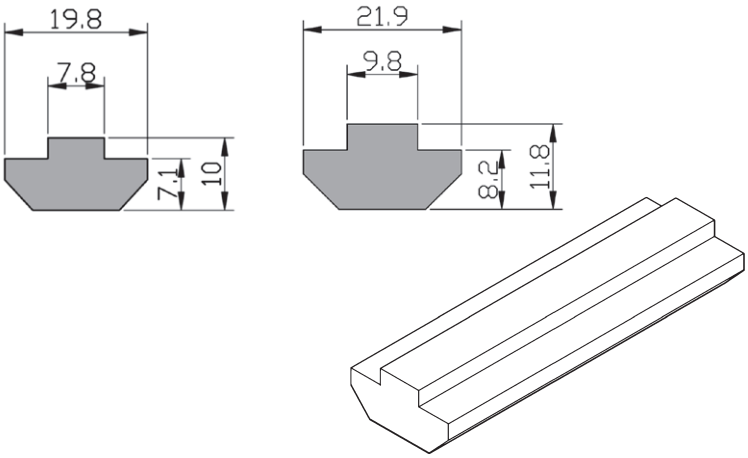

MJ-10-10

型材Profile： 10×10
材料 ： 铝
Material ： Aluminium
(6063-T5)
单位质量Weight： 0.6kg/m
长度Length： 6.02m
用途：用于制作10槽铝型材内连接件

专用半圆头螺栓
Joint Blot

材料：12.9级高强度合金钢(表面发黑)
Material：12.9Alloy Steel Socket
Button Head Screw

用途：
工业型材框架一般采用内部连接方式，均使用专用半圆头螺栓，安装前需要在型材连接处攻螺纹与打工艺安装孔。为防止松动，便于重复拆卸。

槽宽

[6]
MJ6×10-6
MJ6×12-6
MJ6×16-6
MJ6×20-6

[8]
MJ8×16-8
MJ8×18-8
MJ8×20-8
MJ8×30-8
MJ8×40-8



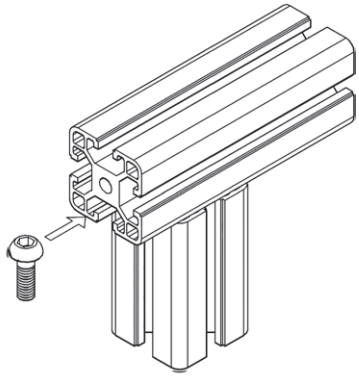

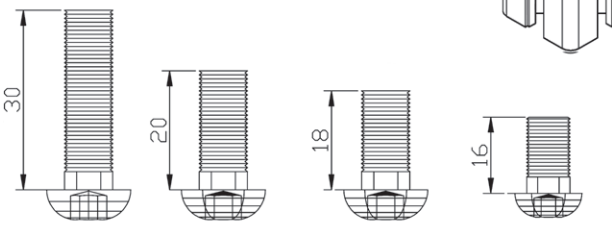

M8x30/40 M8x20/25 M8x28/16 M8x10/12/16/20

MJ 根据客户不同的需求设计不同的型材





专用螺栓
Joint Blot

材料：高强度镀锌钢
Material：S45c-Zinc-plated Steel

用途：
专用于-10系列两段型材之间的连接，安装前需要在连接处指定位置打孔与钻螺纹。

槽宽
[10]
MJ12 × 30-10

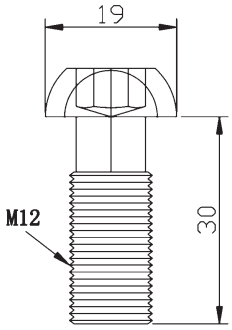

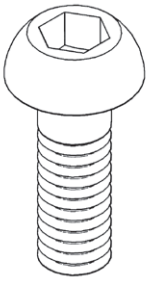

平机螺栓
Sunkscrew

材料：12.9级高强度碳钢(表面发黑)
Material：12.9-Zinc coated Steel

用途：
与T型螺母配合，常用于合页、门吸、手柄等装饰与型材的连接。



MJM4 × 10
MJM5 × 10
MJM6 × 10
MJM6 × 12
MJM6 × 16
MJM6 × 20
MJM8 × 16

另有多种规格可选用

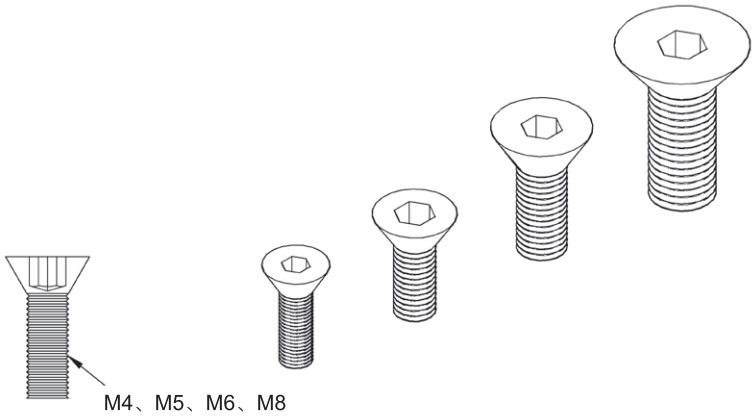

专用圆柱头螺栓
Core Screw

材料：12.9级高强度碳钢(表面镀锌或发黑)
Material：12.9Alloy Steel Socket
Button Head Screw

用途：
常用于两段型材高强度连接，连接时需在预定位置钻扩孔。

MJM8×40
MJM8×60
MJM8×80
MJM12×50
MJM12×60
MJM12×80
MJM12×100

另有多种规格可选用



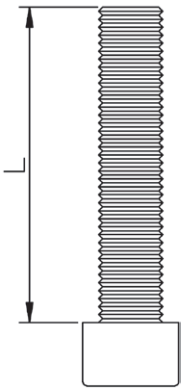

弹性扣件
Spring Fastener

材料：镀锌钢板
Material：Zinc-plated Steel

用途：
弹性扣件是-8系列型材的专用连接件，两段型材直角连接时，将其插入一段型材的槽坑内，与专用螺栓配套使用，此连接方式紧固可靠，此配件有防松抗震的功能。

型材

30系列
MJ-SF-30
40系列
MJ-SF-40



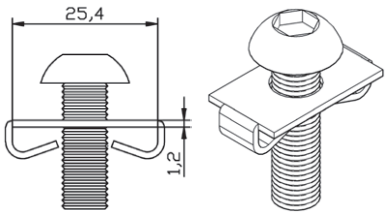

MJ-SF-30



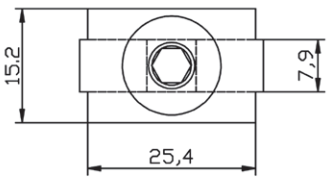

与MJ8×20-8专用半圆头螺栓配套使用

MJ-SF-40

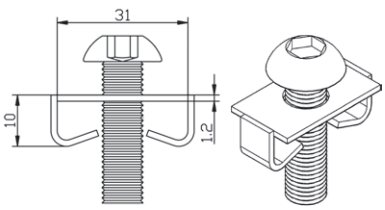

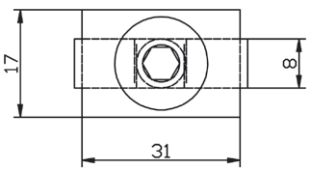

与MJ8×20-8专用半圆头螺栓配套使用



T型螺栓
T-Bolt

材料：碳钢 (表面镀锌或镀铬)
Material：Zinc or Chromium-plated Steel

用途：
T型螺栓直接放入型材槽内，安装过程中它能自动定位锁紧，常与法兰螺母配合使用，是安装角件等型材配件的好帮手，根据不同型材、槽宽及安装要求可选用不同规格及长度T型螺栓。

与MJM6法兰螺母配套使用

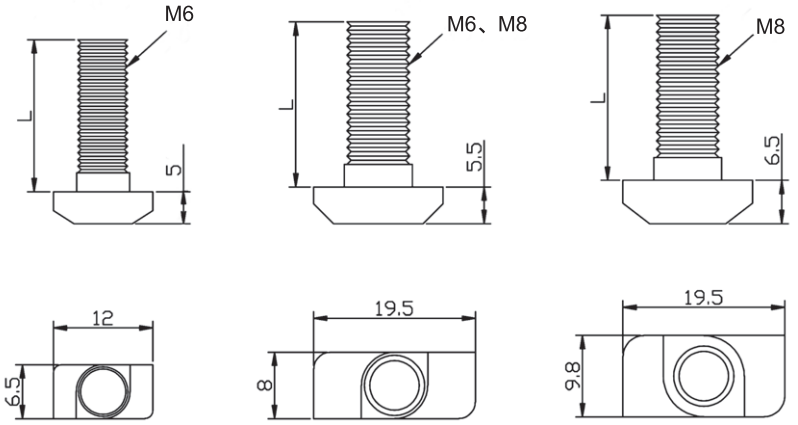

L=16、20　　L=20、25　　L=20、25、35、40

[8]
30系列
MJ6 × 16-8
MJ6 × 20-8
40系列
MJ8 × 20-8
MJ8 × 25-8

[10]
40/50/60系列
MJ8 × 20-10
MJ8 × 25-10
MJ8 × 35-10
MJ8 × 40-10

与MJM8法兰螺母配套使用

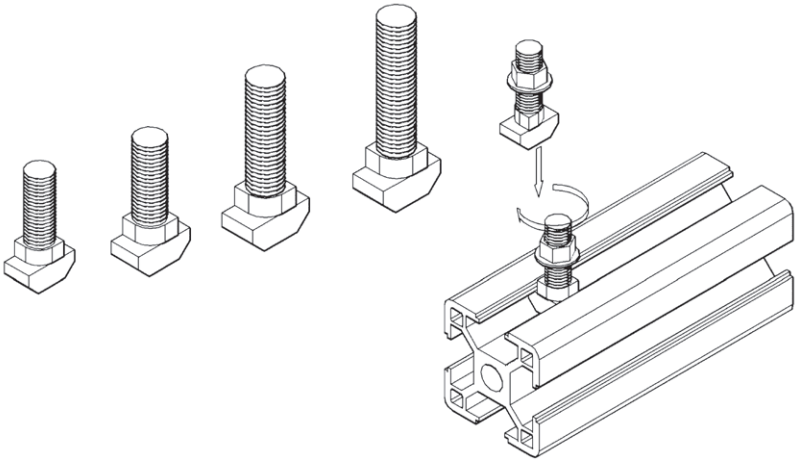

T型螺栓安装图

法兰螺母
Flange Nut

材料：表面镀锌或铬碳钢

Material：Zinc or Chromium-Plated Steel

用途：

与T型螺栓配套，安装角件等型材配件时使用。

MJ-FN-M6
MJ-FN-M8

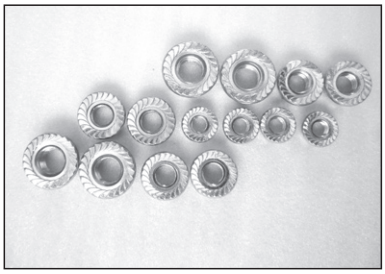



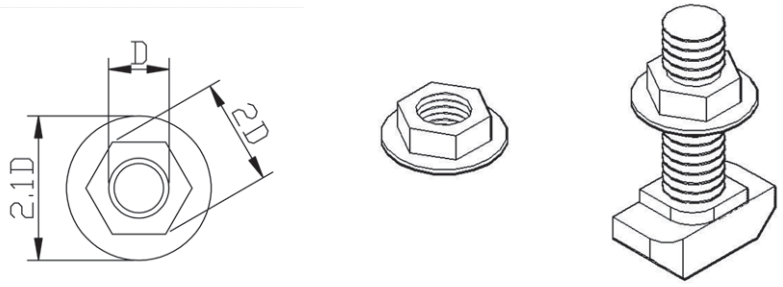

法兰螺母安装图

D：螺纹外径

	D	2D	2.1D
MJ-FN-M6	M6	12	12.6
MJ-FN-M8	M8	16	16.8

T型螺母块
Hamer-head nut

材料：镀锌钢

Material：S45C Zinc Coated Steel

用途：

T型螺母块可将其他连接件简单安全地固定至型材槽坑上，装配过程中，它能自动定位，自动锁紧。

型材

[8]
MJ5-8
MJ6-8

[10]
MJ5-10
MJ6-10
MJ8-10

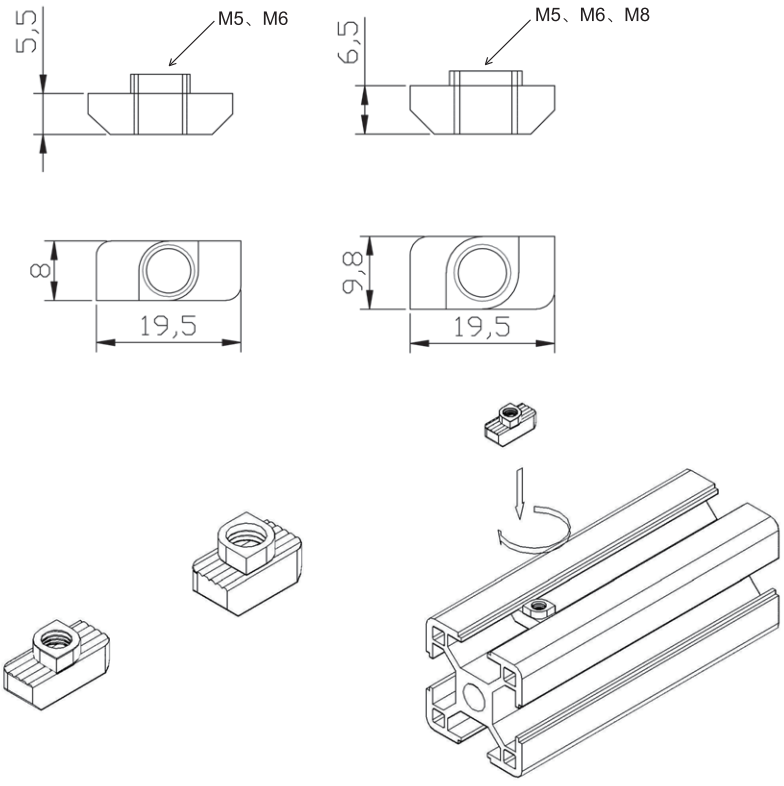

T型螺母块安装图

弹性螺母块
Half Round Nut

材料：镀锌钢
Material：Zinc or Coated Steel

用途：
弹簧螺母块能被直接塞进铝型材槽抗中的任意装配点，它背部的弹簧钢球能固定它的位置，使安装十分简单且可靠，它是型材连接中使用最多的配件之一。

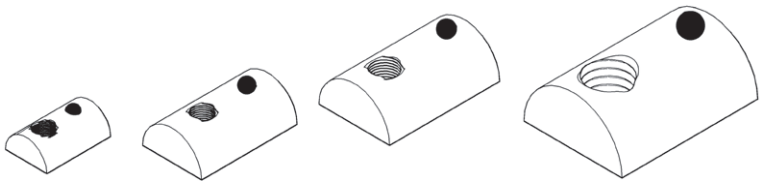

槽宽

[6]
20系列
MJ4-6-20
MJ5-6-20

[8]
30系列
MJ5-8-30
MJ6-8-30

40系列
MJ5-8-40
MJ6-8-40
MJ8-8-40

[10]
40/50/60系列
MJ5-10
MJ6-10
MJ8-10
MJ10-10

45L 系列
MJ5-10-45L
MJ6-10-45L
MJ8-10-45L

另有多种规格可选用



用于45L系列

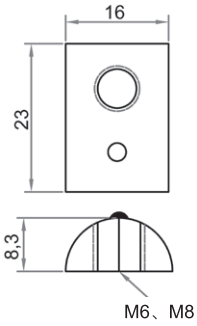

用于45系列

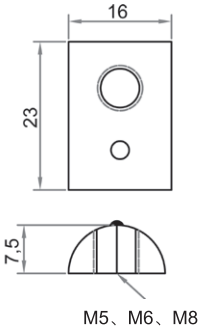

用于40系列

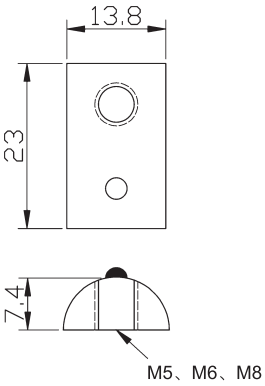

用于30系列

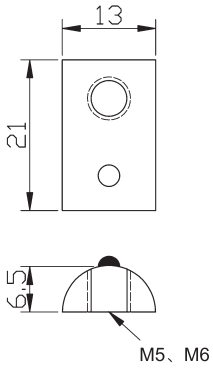

用于20系列

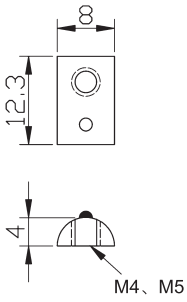

方型螺母块
Sliding Nut

材料：铝合金
Material：Al-Alloy

用途：
方型螺母块安装时需预塞至铝型材槽坑内，用于在型材上连接各种配件。



槽宽

[8] 30系列
MJ5-8-30
MJ6-8-30
MJ8-8-30

40系列
MJ5-8-40
MJ6-8-40
MJ8-8-40

[10] MJ5-10
MJ6-10
MJ8-10
MJ10-10

另有多种规格可选用

[10]

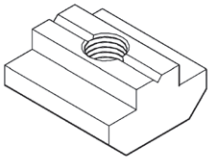

[8]
用于40系列

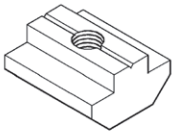

[8]
用于30系列

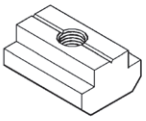

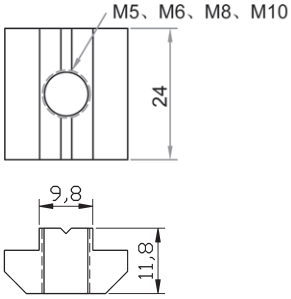

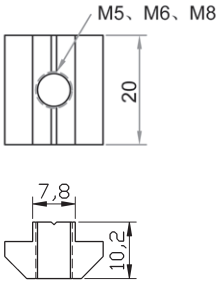

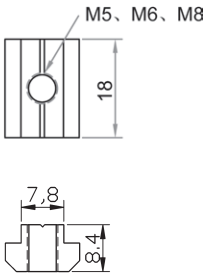



方型螺母块安装图



内置连接件
Butt Joint

材料：碳钢(表面镀铬)
Material：Casted GD-Zn

用途：
当型材十字连接时或直角连接时，均可选用该连接件，装配时需在型材规定尺寸位置打安装工艺孔，将配件埋入其间，同时将弹簧螺母块放入另一型材槽坑内，再锁紧螺栓。

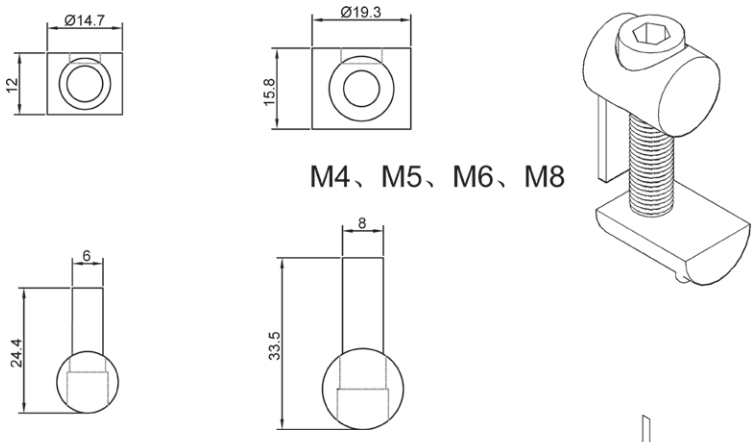

槽宽

30系列
MJ16-8-30

40系列
MJ20-8-40

45系列
MJ20-8-45

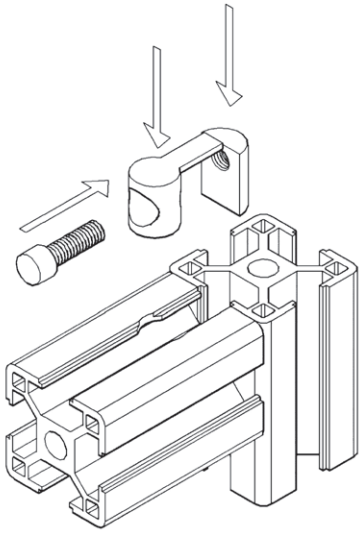

内置连接件安装图

内置连接件安装工艺尺寸表

型材		孔径	孔深H	孔距L	螺栓长度
30系列	MJ16-8-30	15	13	17.5	M6×25
40系列	MJ20-8-40	20	16.8	24	M8×30
45/50/60系列	MJ20-8-45	20	16.8	24	M8×30

注：孔距L指开孔中心离型材端面的距离

槽条连接件
Connector Link

材料：铝合金
Material：Al-Alloy

用途：
用于两根型材之间直线加长连接，安装时将其插入两根型材对接处的槽坑内，然后用紧定螺钉锁紧。





槽宽

[8]
MJM6-8

[10]
MJM8-10

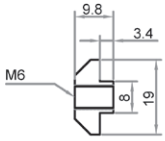

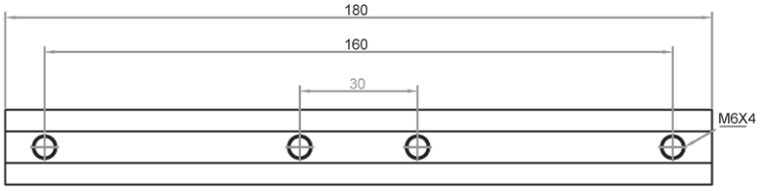

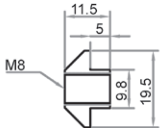

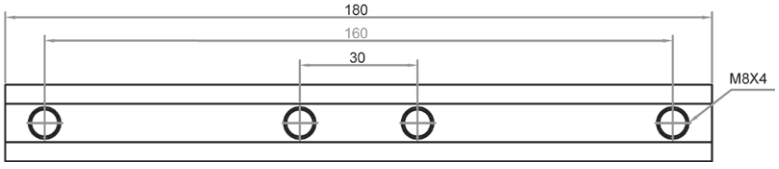

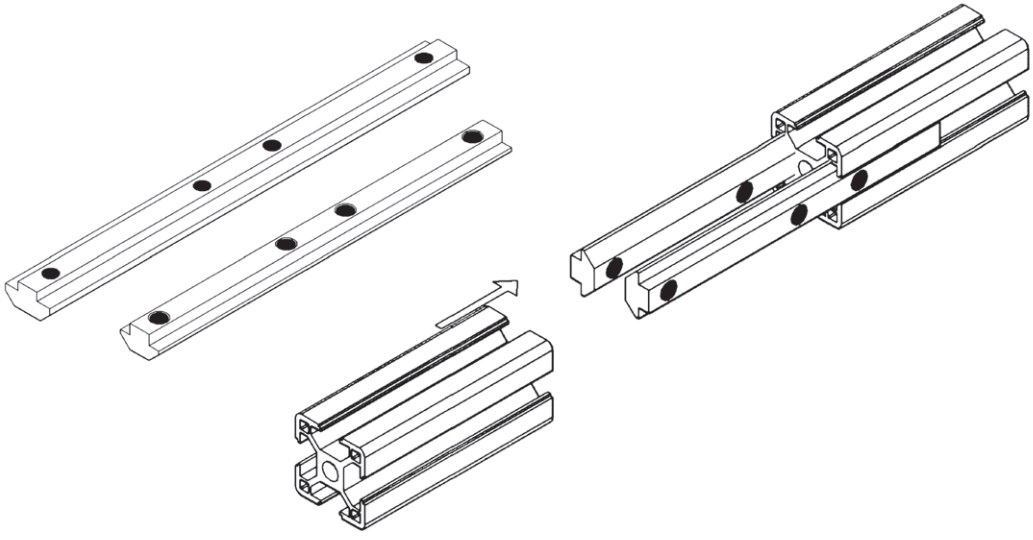

槽条连接件安装图



角槽连接件
Interior Bracket

材料：锌铝合金

Material：Zinc Coated Steel

用途：

用于两根型材的直角连接，安装时将其两端分别插入型材槽坑内，将紧定螺钉锁紧，根据型材的槽宽与连接方式请选用不同的角槽连接件。

用于30系列

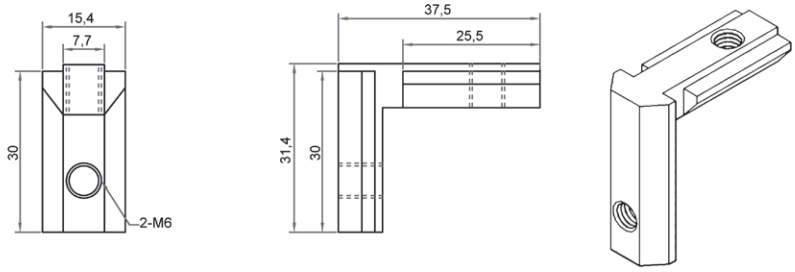

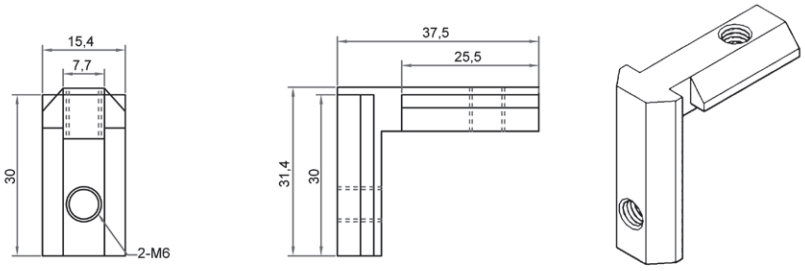

用于40系列

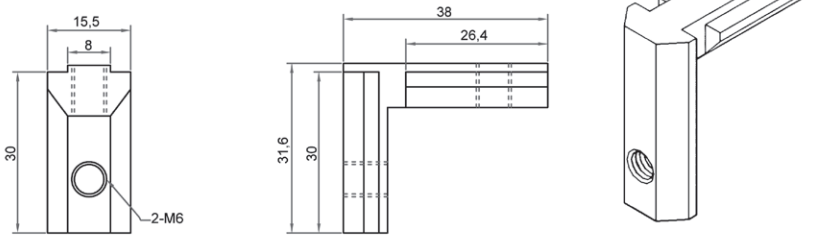

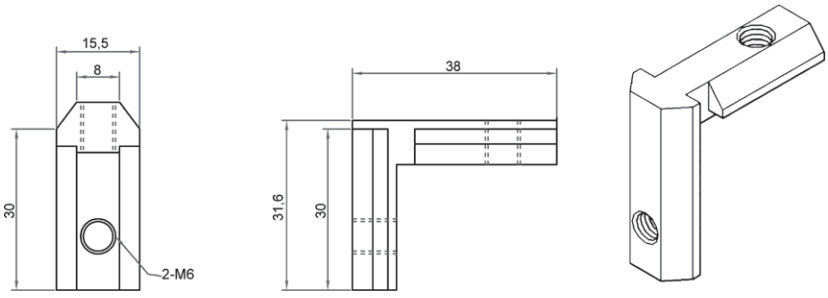

30系列

MJM6-8-30E

MJM6-8-30L

40系列

MJM6-8-40E

MJM6-8-40L

45系列

MJM8-10-45E

MJM8-10-45L



用与45系列

角件连接安装图

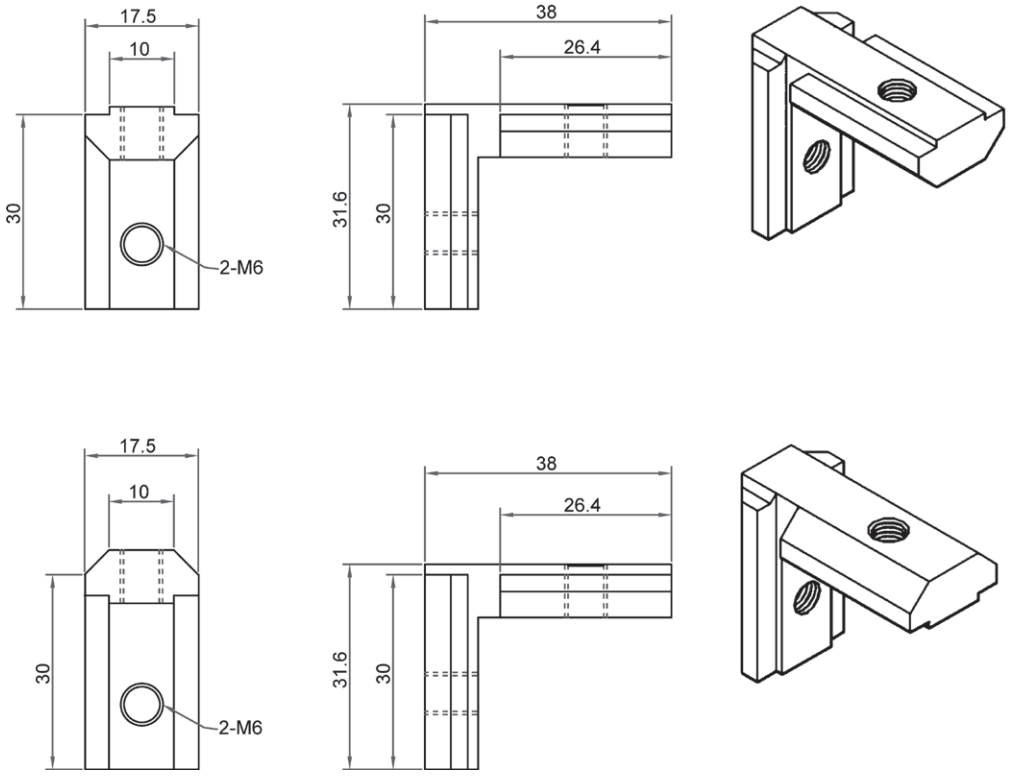

两种不同的连接方式

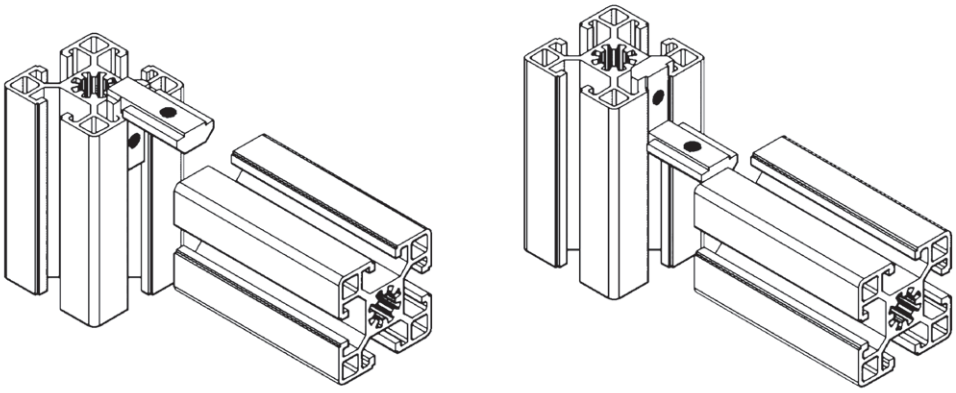

角件连接安装图



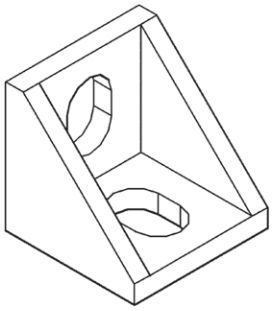

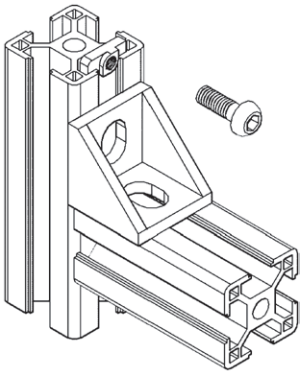

用于2020-9090所有型材

角件
Bracket

材料：铝合金
Material：Al-Alloy

用途：
用于加强被连接型材点的支撑力，也可以用作需移动位置的型材连接方式，连接用的T型螺栓及螺母需另配。

型材
MJ2020-6
MJ3030-8
MJ4040-8
MJ4545-10





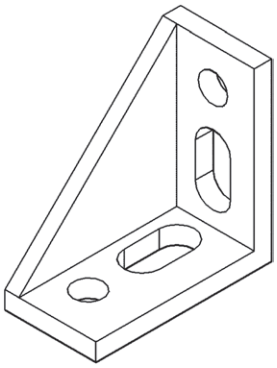

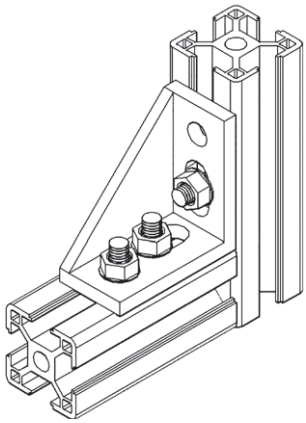

强力角件
Gussett Element

材料：压铸铝合金
Material：Al-Alloy

用途：
常用于受强力或振动的型材与型材连接点的支撑与固定，连接用的T型螺栓及法兰螺母需另配。

20系列 MJ2028-6
30系列 MJ2656-8
40系列 MJ3680-8
45系列 MJ4288-10

三维角连接
Corner Bracket

材料：铝合金
Material：Al-Alloy

用途：
这种角连接是半圆形型材的专用连接件，它能把两根或三根型材连接在一起，加之配套的盖板，十分简洁美观。连接螺栓需另配。





型材
30×30RQ MJ30-8
45×45RQ MJ45-10

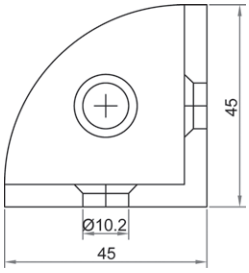

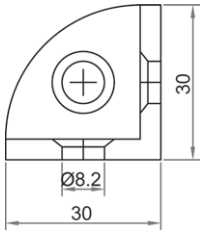

用于45×45RQ型材连接　用于30×30RQ型材连接

三维角件连接安装图



转向角件
Angle Bracket

材料：铝合金
Material：Al-Alloy

用途：
用于两根不相垂直的型材连接，连接螺栓及螺母块需另配。

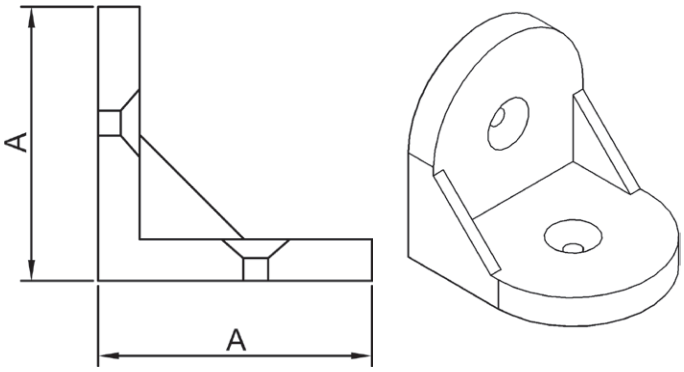

型材
20×20 MJ2020-6
30×30 MJ3030-8
40×40 MJ4040-8
45×45 MJ4545-10

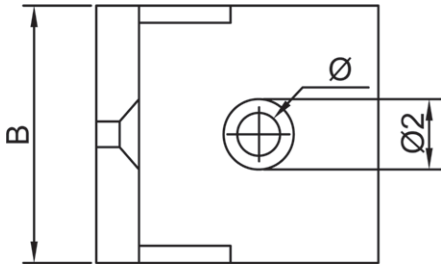

	A	B	ϕ
MJ2020-6型材	22	20	ϕ6.2
MJ3030-8型材	33	30	ϕ8.2
MJ4040-8型材	43	40	ϕ8.2
MJ4545-10型材	48	45	ϕ10.2



活动铰链
Profile Joint

材料：锌铝合金或碳钢表面镀铬
Material：Zn-Al-Alloy

用途：
该铰链用于两段型材之间的活动连接其旋转范围为180°，它有多种连接方式。



型材
30×30 MJ30
40×40 MJ40
45×45 MJ45

	A	B	ϕ
30×30型材	30	50	ϕ9
40×40型材	40	60	ϕ9
45×45型材	45	77	ϕ13

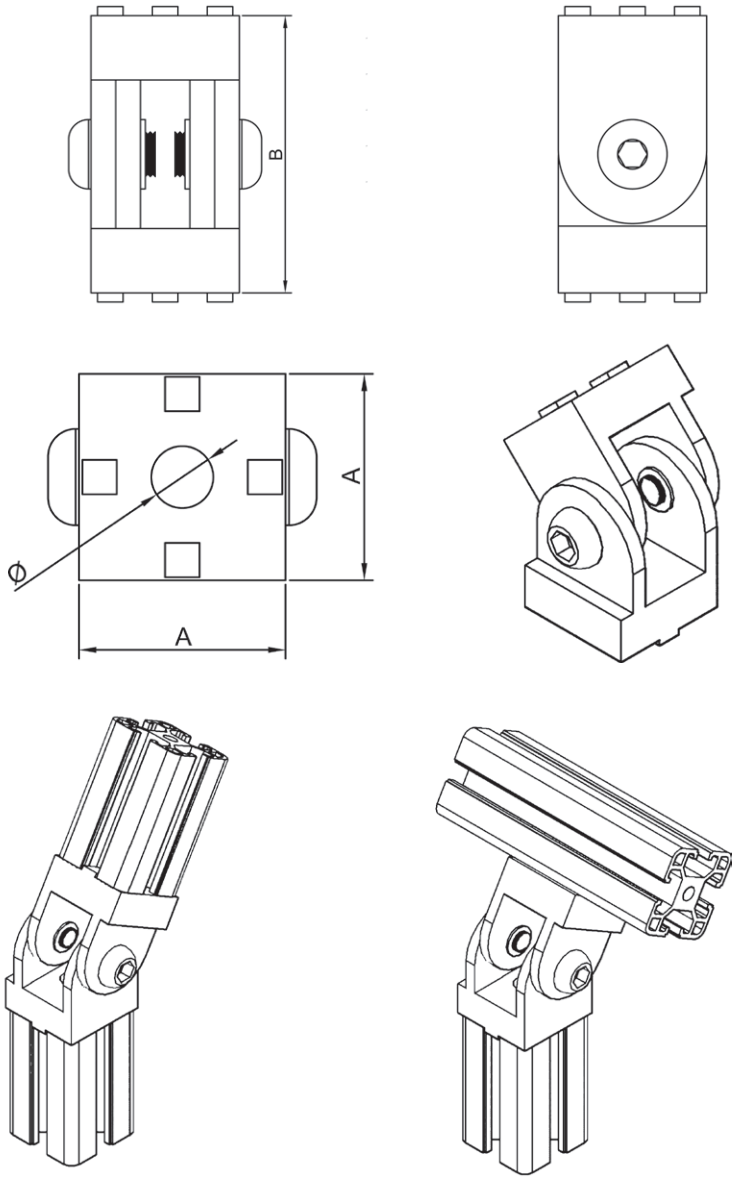

活动铰链安装图





斜角连接件
Angle Profile Connector

材料：45电镀钢

Material：S45C Galvanised Steel

用途：

用于两根铝型材非90° 的斜角连接。安装时，它隐藏在型材的内部，请注意它的连接方式。

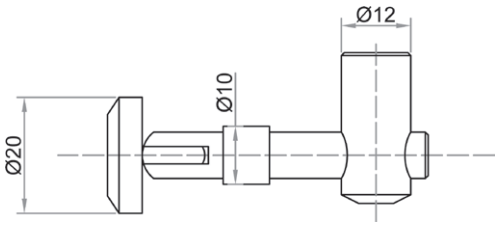

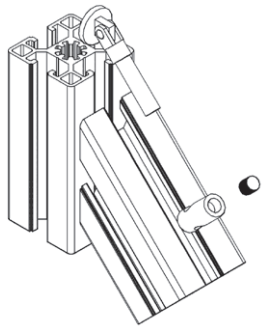

槽宽

[10]

MJ10

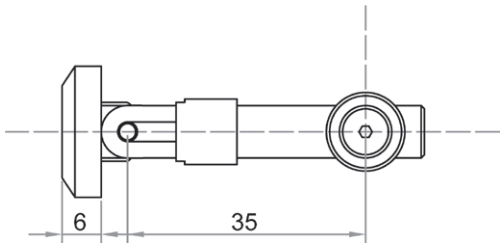

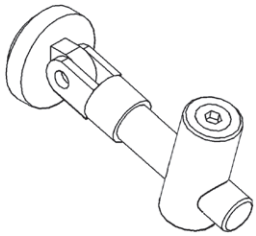

斜角连接件安装图

吊眼
Eye-Bolt

材料：电镀钢

Material：Galvanised Steel

用途：

将此配件安装在型材端面上可起吊作用。

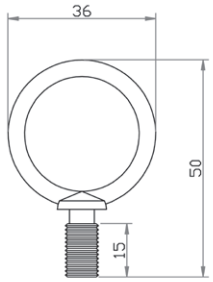

M12X15

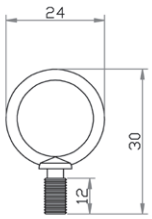

M8X12

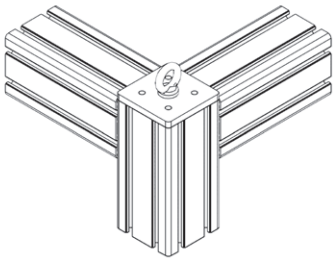

吊眼安装图

槽宽

[8]

MJM8

[10]

MJM12

端面盖板
End Cap

材料：尼龙
Material：Nylon
颜色：黑色和浅灰色
Corlor：Black & Light Grey

用途：
端面盖板安装在型材的端面上，既美观又保证安全。





型 材	黑 色	浅灰色
20×20	MJ2020	MJ2020G
20×40	MJ2040	
30×30	MJ3030	MJ3030G
30×60	MJ3060	MJ3060G
60×60	MJ6060-8	
40×40	MJ4040	MJ4040G
40×80	MJ4080	MJ4080G
80×80	MJ8080	
45×45	MJ4545	MJ4545G
45×60	MJ4560	MJ4560G
60×60	MJ6060-10	MJ6060-10G
45×90	MJ4590	MJ4590G
90×90	MJ9090	
50×50	MJ5050	
50×100	MJ50100	

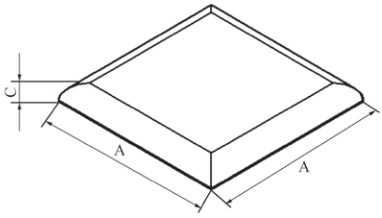

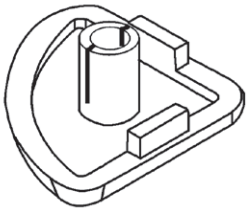

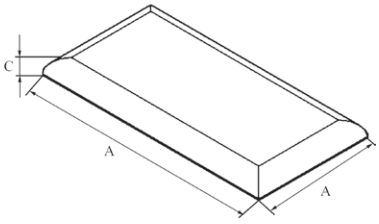

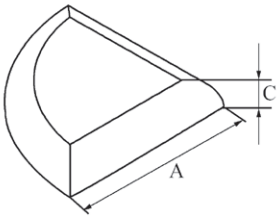

C=4mm

型 材	黑 色
3030R	MJ3030R
4040R	MJ4040R
4545R	MJ4545R
30×30RQ	MJ3030RQ
45×45RQ	MJ4545RQ

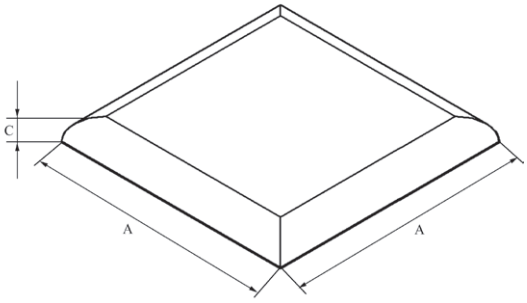

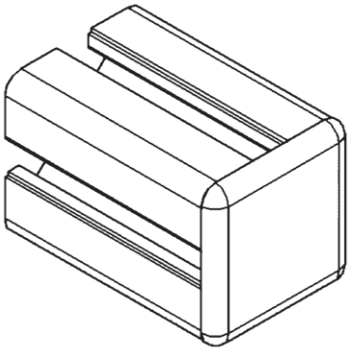

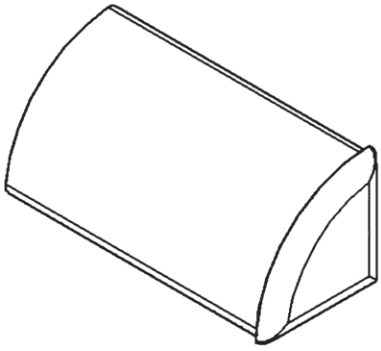

MJ 根据客户不同的需求设计不同的型材



平封槽条
Cover Stip

材料：PVC
Material：PVC
颜色：黑色和浅灰色
Corlor：Black & Light Grey

用途：
平封槽条可将型材表面的槽坑盖住，起到装饰作用，也可保持型材表面的整洁。

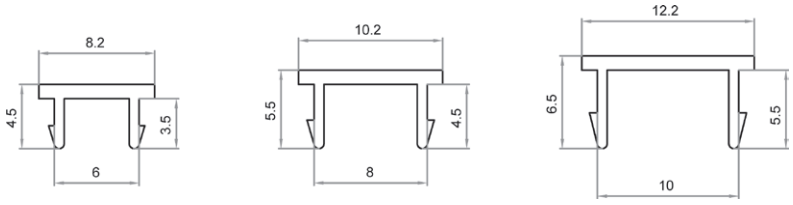

槽宽	黑色	浅灰色
[6]	MJB6	MJG6
[8]	MJB8	MJG8
[10]	MJB10	MJG10

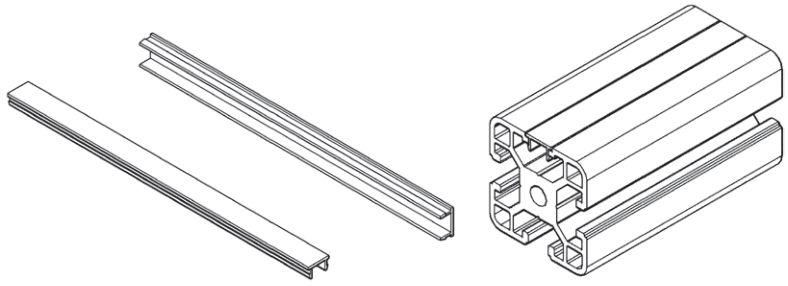

平封槽条安装图

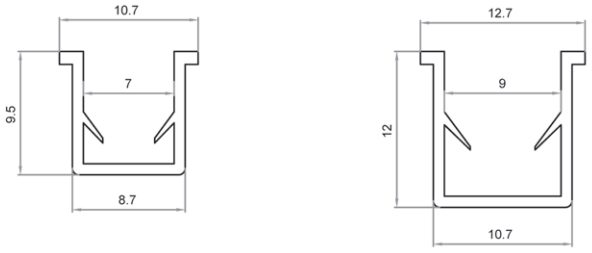

U型槽条
U-Strip

材料：塑料
Material：PVC
颜色：黑色
Corlor：Black

用途：
U型槽条放入型材槽坑内后，可将有机玻璃等板材插入，起到缓冲、保护和密封等作用。

槽宽

[8]	MJB8
[10]	MJB10

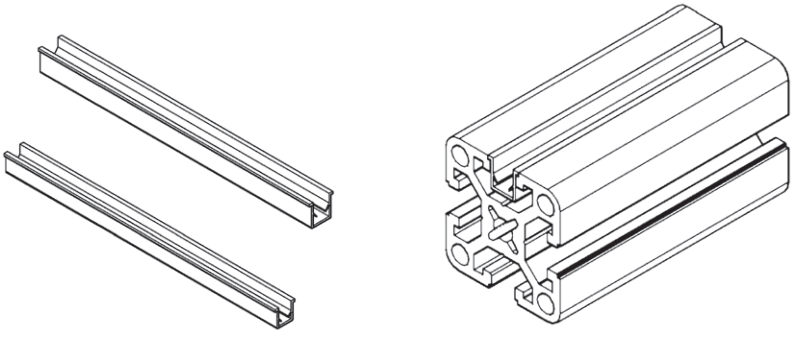

U型槽条安装图

嵌条
Panel-Strip

材料：烯烃类弹性体
Material：TPO
颜色：浅灰色
Corlor：Light Grey

用途：嵌条用来嵌有机玻璃等板材，起到缓冲、保护、密封和美观等作用。





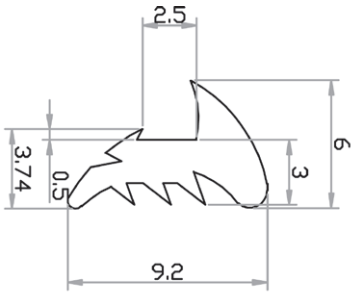

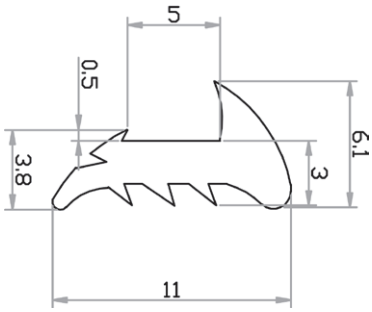

间隔连接块
Multi Block

材料：PVC
Material：PVC
颜色：黑色和浅灰色
Corlor：Black & Light Grey

用途：
将此连接块尾端直接插入型材槽坑内，转动90度后即紧密固定在型材上，然后就可以在型材上安装有机玻璃等各种面板，再用螺栓锁紧，安装简洁，拆卸方便。





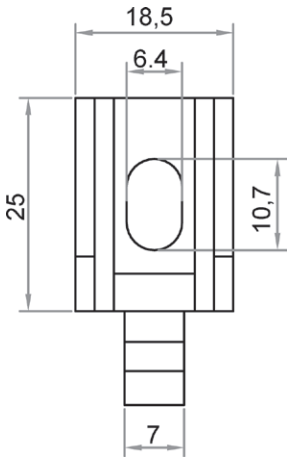

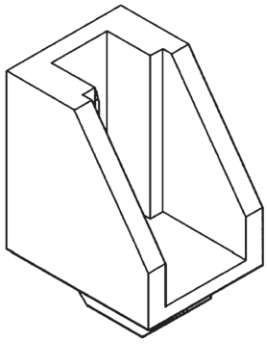

30系列

MJMB6-30

40/50/60系列

MJMB6

用于30系列

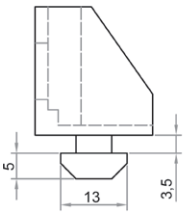

用于40/45/50/60系列

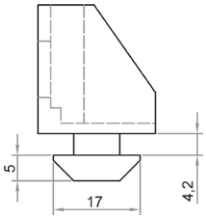

板材或其它

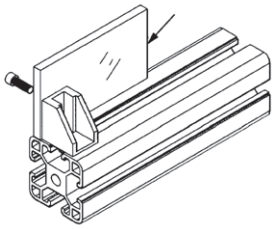

间隔连接块安装图

把手
Handle

材料：PVC或铝合金

Material：PVC & Al-Alloy

用途：

将手柄安装在型材上，可便于开启与提携。连接螺栓与T形螺母块需另配。

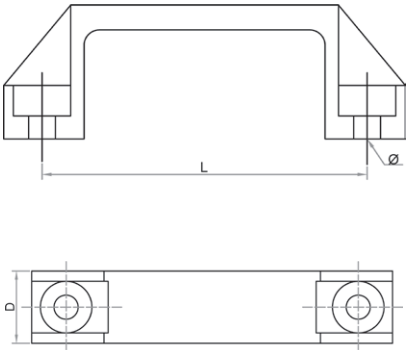

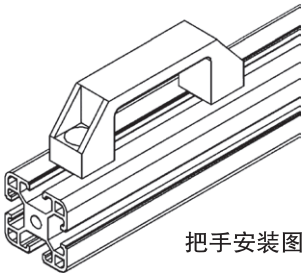

把手安装图

把手安装连接件需另配：T型螺母和螺母栓两套

型 号	L	D	ϕ
MJ19	88	19	6.5
MJ26	118	26	6.5
MJ28	176	28	8.5

活动挂钩
Slide & Hook

材料：
滑块：尼龙或铝合金
挂钩：304ss或镀锌钢
Material： Shap Hook
Nylon Black or Al-Alloy
Tool Slider
304ss or Steal

用途：
将此件插入型材槽坑内可来回滑动、挂钩各种工具、线材等物体。



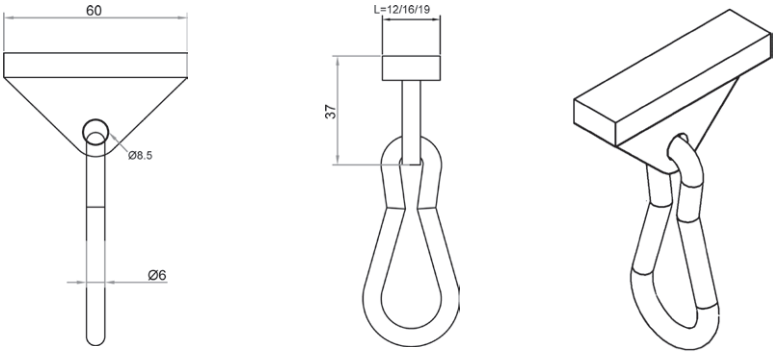

槽宽
[6] MJ-SH-6
[8] MJ-SH-8
[10] MJ-SH-10

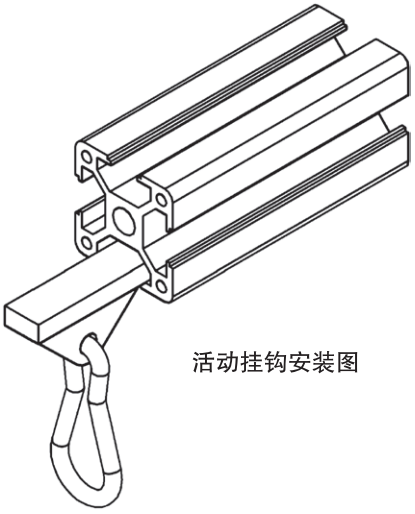

活动挂钩安装图

门吸
Magmetic Lock

材料：不锈钢
Material：Stainless Steel

用于
MJ-ML1440

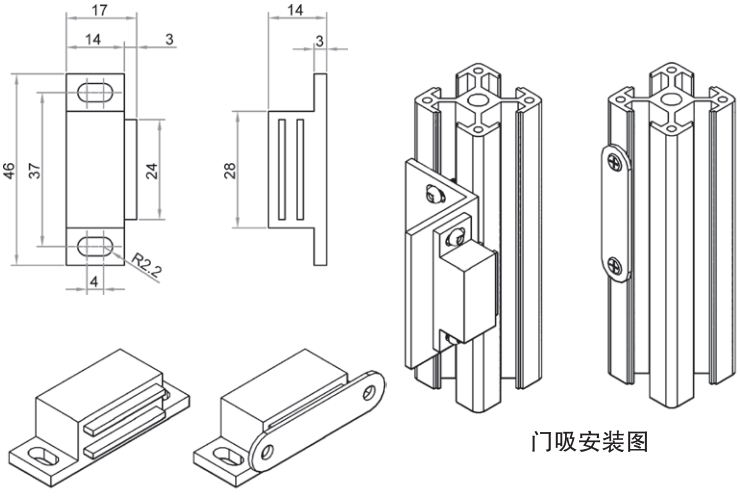

门吸安装图

门吸安装连接件需另配：T型螺母和螺栓两套





合页
Hinge

材料：增强尼龙
Material：Nylon

用途：
用于连接新型材与型材或板之间的活动连接，连接螺钉及螺母块需另配。

用于20系列

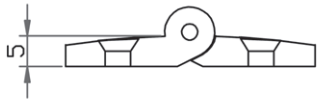

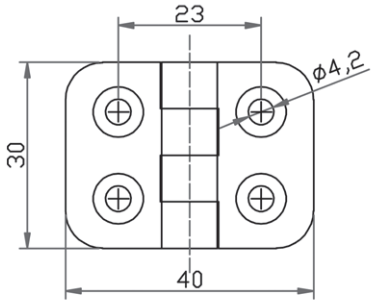

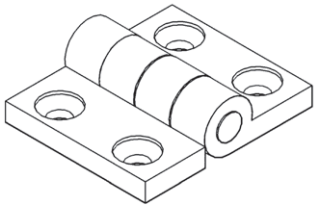

MJ2020-6

与型材连接件4付螺钉M4×10胶弹性螺母块M4需另配

尼龙合叶系列

型材

20×20	MJ2020-6	
30×30	MJ3030-8	MJ3030-8T
40×40	MJ4040-8	
45×45	MJ4545-10	MJ4545-10S

T表示可脱卸
S表示单孔连接

用于30系列可脱卸

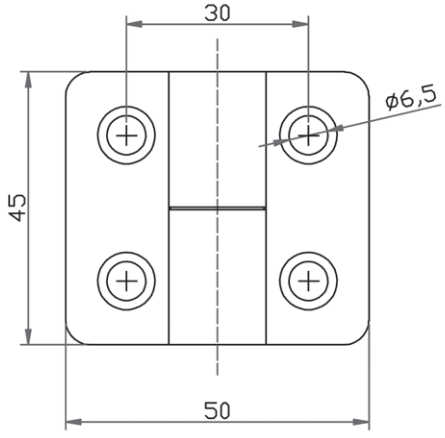

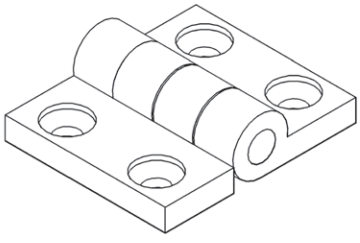

MJ3030-8T

与型材连接件4付螺钉M4×12及T型螺母块M6需另配



型 材	L	H
MJ3030-8	30	45
MJ4040-8	40	50
MJ4545-10	46	50

用于30/40/45系列

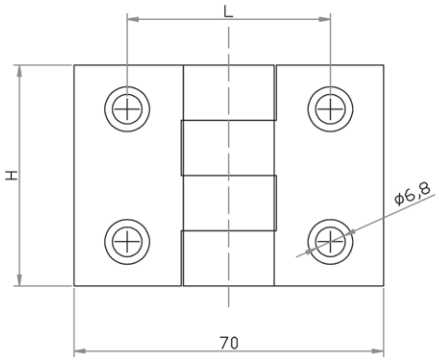

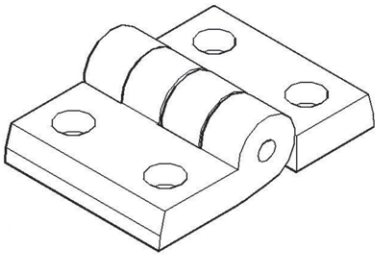

MJ3030-8
MJ4040-8
MJ4545-10

用于45系列

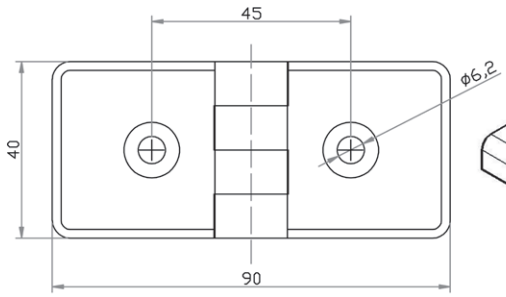

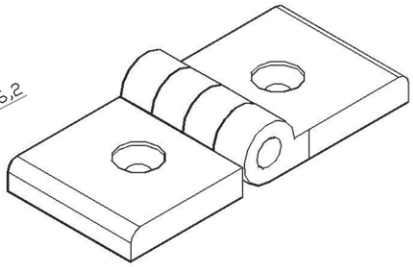

与型材连接件4付螺钉M6×16及T型螺母块M6需另配

型材连接件2付螺钉M6×16及T型螺母块M6需另配



金属合页
Metal Hinge

材料：铝合金
Material：Al-Alloy

用途：
金属合页的优点在于强度高。可脱卸，用户根据需要选择左右型，搭配出可脱卸与不可脱卸的安装效果。

用于30系列

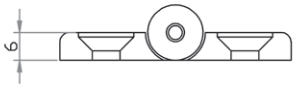

30×30 MJ3030-8T-AL
40×40 MJ4040-8T-AL

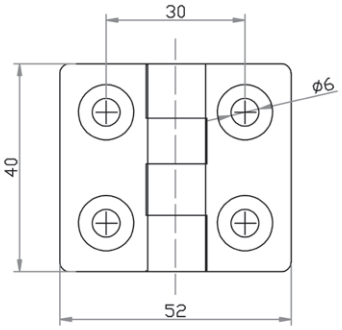

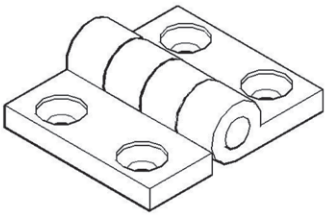

CE-H3030-8T-AL

与型材连接件4付螺钉M6×10及T型螺母块M6需另配



用于40系列

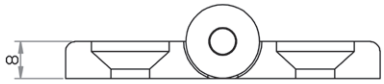

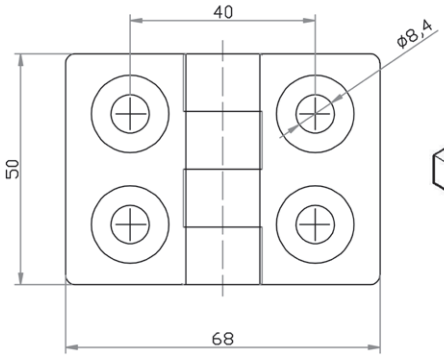

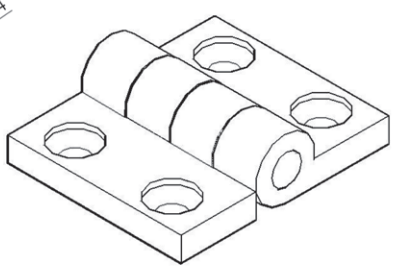

CE-H4040-8T-AL

与型材连接件4付螺钉M8×16及T型螺母块M8需另配

端面连接板
End Connerctor

材料：铝合金
Material：Al-Alloy

用途：
端面接连板主要用于矩形和大尺寸多孔方形型材在与蹄角及脚轮等配件，连接时起过渡作用。



型材

30×60	MJ3060-M10
60×60-8	MJ6060-M12
45×80	MJ4080-M12
45×90	MJ4590-M12
80×80	MJ8080-M12
90×90	MJ9090-M16
50×100	MJ50100-M16
100×100	MJ100100-M20

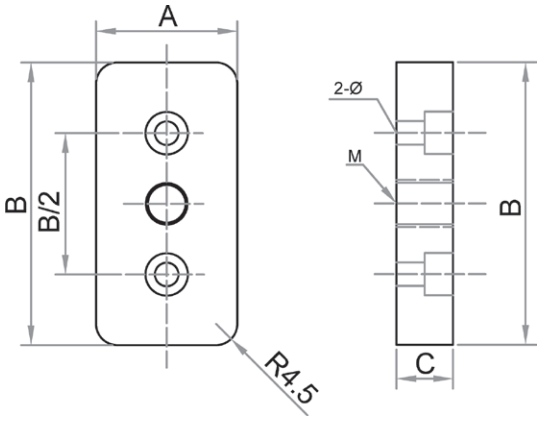

型 材	A	B	C	M	ϕ
MJ3060-M10	30	60	12	10	9
MJ4080-M12	40	80	12	12	9
MJ4590-M12	45	90	14	12	13
MJ50100-M16	50	100	16	16	13

单位：mm

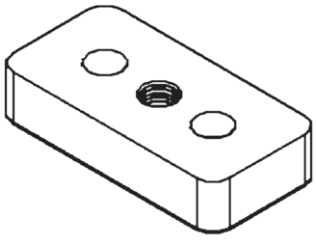

端面连接板与型材连接的两个螺栓需另配

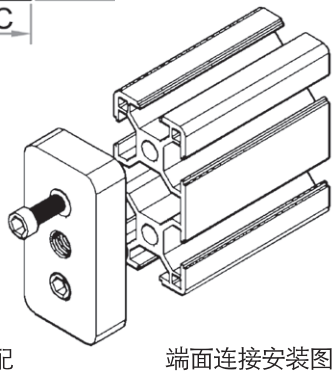

端面连接安装图

型 材	A	C	M	ϕ
MJ6060-M12	60	12	12	9
MJ8080-M12	80	12	12	13
MJ9090-M16	90	14	16	13
MJ100100-M16	100	20	20	9

单位：mm

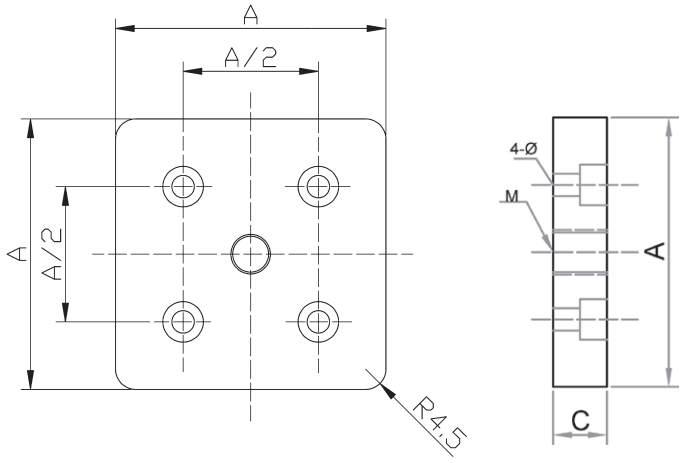

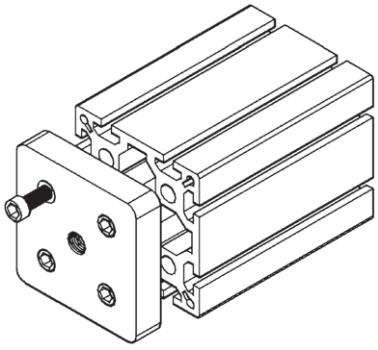

端面连接安装图

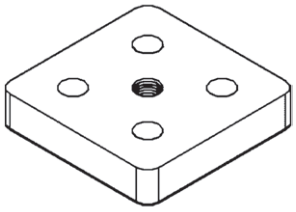

端面连接板与型材连接的四个螺栓需另配

脚轮
Wheel

材料：镀铬钢/聚氨脂或尼龙
Material：Chrome Plate/TUP or PA

用途：
在铝型材制作的机器、推车等框架上，可安装精密、静音、防尘、叠刹(全方位)的脚轮。
用户可根据自己的需要，选择各种类型，不同直径，不同材料和承载范围，以及是否带刹车止动的脚轮。

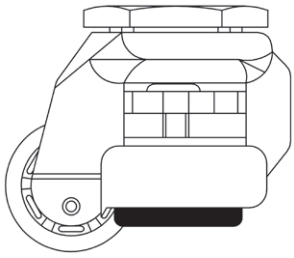

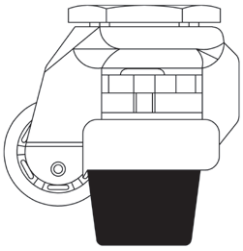

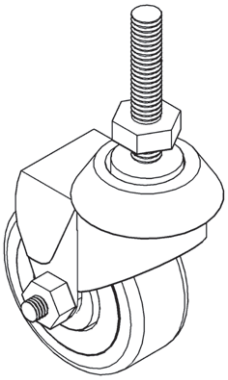

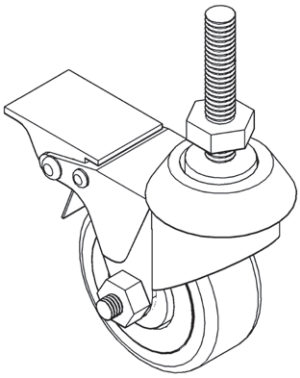

MJ50D-8
MJ50D-8C
MJ60D-8
MJ60D-8C
MJ75D-12
MJ75D-12C
MJ100D-12
MJ100D-12C
MJ125D-16
MJ125D-16C

脚轮与铝型材相配的连接螺栓需另配

另有多种规格可选用

型号	规格	刹车				载重
MJ50D-8	2"		50	20	80	50kg
MJ50D-8C	2"	有	50	20	80	50kg
MJ60D-8	2.5"		62	25	89	60kg
MJ60D-8C	2.5"	有	62	25	89	60kg
MJ75D-12	3"		75	30	110	90kg
MJ75D-12C	3"	有	75	30	110	90kg
MJ100D-12	4"		100	30	136	100kg
MJ100D-12C	4"	有	100	30	136	100kg
MJ125D-16	5"		125	30	160	120kg
MJ125D-16C	5"	有	125	30	160	120kg

单位：mm

蹄脚
Articula Foot

材料：
蹄脚座 — 加强尼龙
防震橡胶垫 — 硬质橡胶
螺纹杆 — 不锈钢或电镀钢
Material：
Basement-Nylon
Antivibration version-Rubber
Threaded Rod-304ss of Zine plated steel

用途：
蹄脚是各类工业铝材型材支架及设备通用配件，具有支撑、防震等作用。螺杆可调节高度。

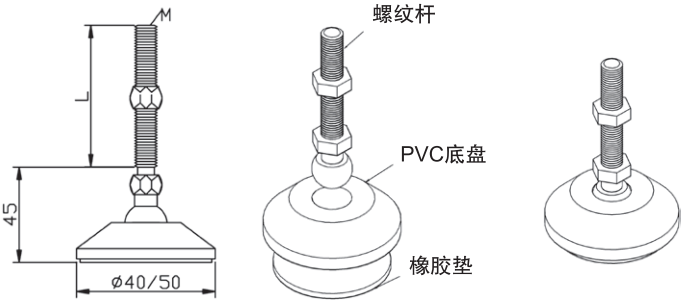

最大承重1000kg

MJ-FT8×50-40R
MJ-FT8×50-50R
MJ-FT8×80-50R
MJ-FT10×80-50R
MJ-FT12×100-50R
MJ-FT8×100-80R
MJ-FT10×100-80R
MJ-FT12×100-80R
MJ-FT16×100-100R
MJ-FT20×100-100R
MJ-FT24×100-100R

另有多种规格可选用

型号	M	L	ϕ	最大载量
MJ-FT8×50-40R	8	50	40	750kg
MJ-FT8×50-50R	8	50	50	800kg
MJ-FT8×80-50R	8	80	50	800kg
MJ-FT10×80-50R	10	80	50	1000kg
MJ-FT12×100-50R	12	100	50	1200kg
MJ-FT8×100-80R	8	100	80	1000kg
MJ-FT10×100-80R	10	100	80	1200kg
MJ-FT12×100-80R	12	100	80	1500kg
MJ-FT16×100-100R	16	100	100	1600kg
MJ-FT20×100-100R	20	100	100	1800kg
MJ-FT24×100-100R	24	100	100	2000kg

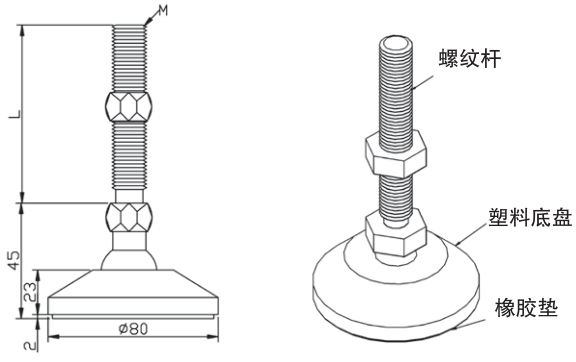

最大承重1200kg

MJ工业铝型材和技术特性

一、MJ铝合金化学成分 (GB/T3190-1996)

合金	Si	Fe	Cu	Mn	Mg	Cr	Zn	Ti	其 它		Ai
									单个	合计	
6063	0.20~0.60	≤0.35	≤0.10	≤0.10	0.45¯0.90	≤0.10	≤0.10	≤0.10	≤0.05	≤0.15	余量
6063A	0.30~0.60	0.15~0.35	≤0.10	≤0.15	0.60¯0.90	≤0.05	≤0.15	≤0.10	≤0.05	≤0.15	余量
6061	0.40~0.80	0.7	0.15~0.40	≤0.15	0.80¯1.20	0.04¯0.35	0.25	0.15	0.05	0.15	余量
6082	0.7~1.3	0.5	0.1	0.4~1.0	0.6¯1.2	0.25	0.2	0.1	0.05	0.15	余量

二、MJ铝型材的主要性能指标 (GB/5237-2004)

项 目			单 位	性能指标				
合金及状态				6063T5	6063T6	6063AT5	6061T6	6082T6
				不小于				
抗拉强度σb			Mpσ	160	205	200	265	310
规定非比例伸长应力σpo.2			Mpσ	110	180	160	245	260
伸长度δ			%	8	8	5	8	10
硬度 (韦氏)			HW	8	/	10	/	/
阳极氧化	氧化膜 (平均厚度)	级别	μm	单件平均膜厚		单件局部膜厚		
		AA10		≥10		≥8		
		AA15		≥15		≥12		
		AA20		≥20		≥16		
		AA25		≥25		≥20		
	封闭质量		mg/dm²	≤30				
电泳涂漆	复合膜 (局部厚度)	A级	μm	≥21				
		B级		≥16				
	漆膜硬度		H	≥2				
	附着力		级	0				
粉末喷漆	涂层厚度(局部)		μm	最大局部膜厚≤120 最小局部膜厚≥40				
	压痕硬度(抗压良性)			≥80				
	附着力		级	0				

四、MJ工业铝型材受力变形量计算

在选用MJ工业铝型材时，变形量将是一个重要的选择依据。根据下列计算公式，很容易计算出铝型材在自重与受力的情况下所产生的变形量。

m　铝型材线性密度(kg)
F　载荷(N)
L　铝型材无支撑长度(mm)
E　弹性模量(70000 N/mm^2)
I　集合惯量(cm^4)
Z　截面惯性(cm^3)
g=9.81N/kg

❶ 一端固定　❷ 两端支撑　❸ 两端固定

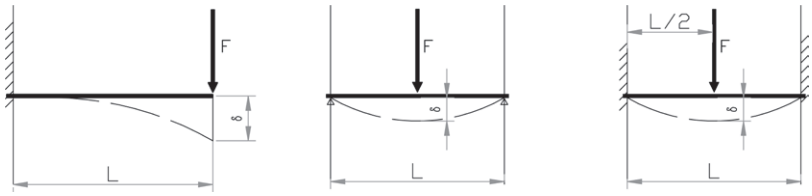

● 静载荷状态下的铝型材变形量计算：

$$\delta_{❶}=\frac{F\times L^3}{3E\times I\times 10^4}\qquad \delta_{❷}=\frac{F\times L^3}{48E\times I\times 10^4}\qquad \delta_{❸}=\frac{F\times L^3}{192E\times I\times 10^4}$$

● 无载荷状态下的铝型材变形量计算：

$$\delta_{❶}=\frac{m\times g\times L^4}{8E\times I\times 10^4}\qquad \delta_{❷}=\frac{5\times m\times g\times L^4}{384E\times I\times 10^4}\qquad \delta_{❸}=\frac{m\times g\times L^4}{384E\times I\times 10^4}$$

● 铝型材最大允许弯曲应力：　Q max < 200N/m^3

$$Q_{❶}=\frac{(m\times g\times L+F)\times L}{Z\times 10^3}\qquad Q_{❷}=\frac{(m\times g\times L+F)\times L}{4Z\times 10^3}\qquad Q_{❸}=\frac{(m\times g\times L+F)\times L}{8Z\times 10^3}$$

● 计算举例：
选用MJ-10-4545 铝型材，长度L=500mm　载重F=800N（1Kgf=9.81N）
两端固定支撑

$$\text{变形量}\,\delta=\frac{800\times 500^3}{192\times 70000\times 15.12\times 10^4}\approx 0.05\text{m}$$

MJ工业铝型材技术参数表

属 性 / 型 材	集合属性(cm^4)		截面属性(cm^4)		槽宽 (mm)
	Ix	Iy	Zx	Zy	
MJ-6-2020	0.72	0.72	0.72	0.72	6
MJ-6-2040	4.64	1.42	2.32	1.32	6
MJ-8-3030L	2.85	2.85	1.80	1.80	8
MJ-8-3030W	3.35	3.35	2.82	2.82	8
MJ-8-3030R	2.40	2.40	1.40	1.40	8
MJ-8-3030RQ	2.52	2.52	1.51	1.51	8
MJ-8-3060	19.80	5.15	6.60	3.30	8
MJ-8-6060	32.40	32.40	10.80	10.80	8
MJ-8-4040	9.70	9.70	5.10	5.10	8
MJ-8-4040L	9.25	9.25	4.86	4.86	8
MJ-8-4040W	10.20	10.20	5.32	5.32	8
MJ-8-4040R	6.15	6.15	2.84	2.84	8
MJ-8-4080L	74.80	21.60	17.40	8.70	8
MJ-8-4080W	82.00	20.35	19.20	9.60	8
MJ-8-8080	130.10	130.10	32.10	32.10	8
MJ-8-8080W	138.60	138.60	34.60	34.60	8
MJ-10-4545	15.12	15.12	6.52	6.52	10
MJ-10-4545W	15.82	15.82	6.95	6.95	10
MJ-10-4545R	11.33	11.33	4.50	4.50	10
MJ-10-4545RQ	12.25	12.25	5.06	5.06	10
MJ-10-4560	27.62	15.16	9.60	7.11	10
MJ-10-6060	48.85	48.85	16.27	16.27	10
MJ-10-4590	103.15	26.60	22.40	11.20	10
MJ-10-9090W	202.10	202.10	44.60	44.60	10
MJ-10-5050	22.90	22.90	10.20	10.20	10
MJ-10-50100	150.30	42.80	32.20	16.60	10
MJ-8-100100	352.40	352.40	68.80	68.80	8
MJ-8-30150	420.50	18.40	61.35	13.70	8
MJ-6-1530					6
MJ-8-1640					8
MJ-10-4522					10
MJ-8-8					
MJ-10-10					

MJ工业铝型材简易选型表

说明：1. 图中共有四个参值

1、 载荷F(N)

2、铝型材长度L(mm)

3、惯性矩I(cm4)

4、铝材变型量 δ (mm)

Ⅱ. 可通过参数中的任意三个，查出另一个参数的极限值。

举例选用MJ-8-4080W铝型材L=1000mm 加载荷F=2000N。从图表中可轻易查出铝型材的三种支撑状态下最大的变形量。

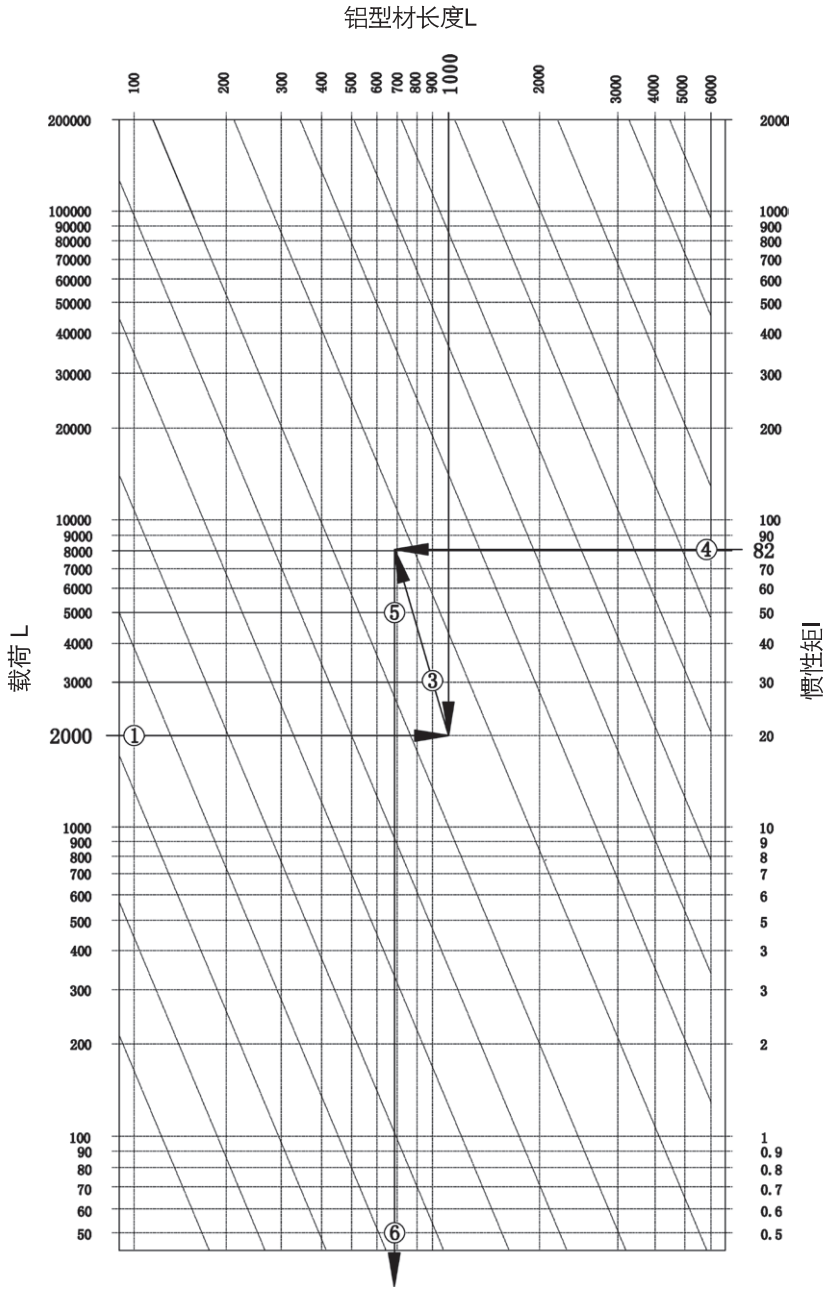

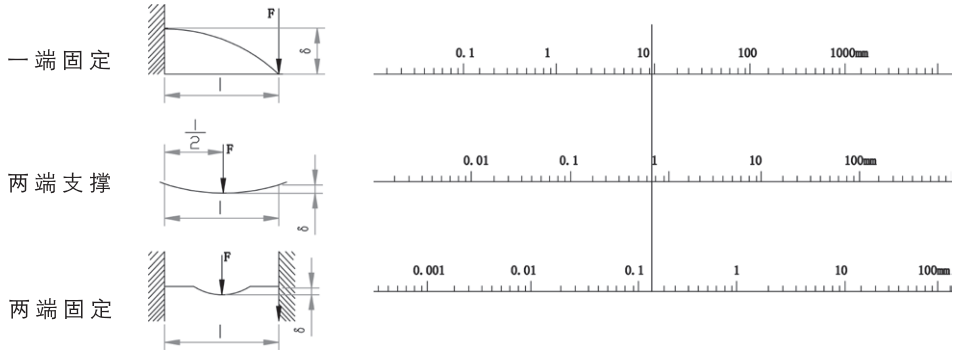

铝材变型量 δ

MJ工业铝型材与配件直角连接时受力状态图表

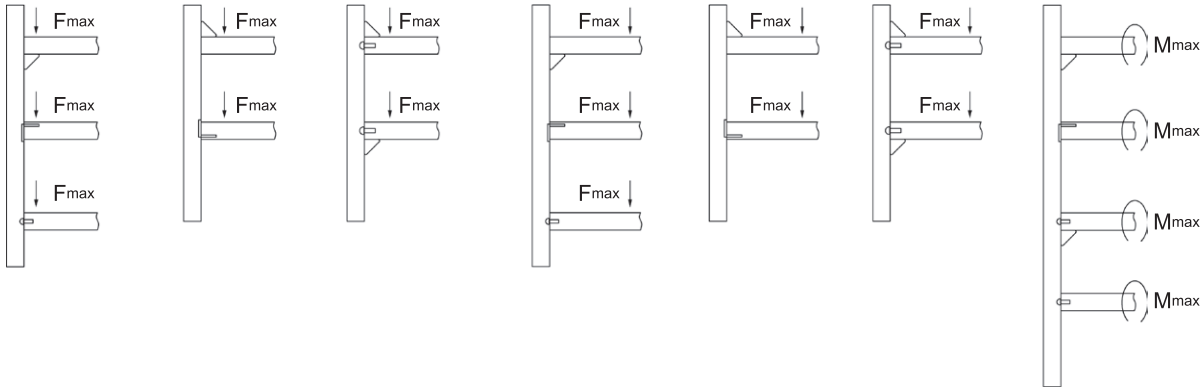

	A			B			C
配件型号	Fmax	最大载荷		FLmax	最大力矩		Mmax最大扭矩
MJ2020	50kg	70kg	100kg	200(kg.cm)	400 kg.cm	500 kg.cm	40 kg.cm
MJ2028	100kg	120kg	200kg	300(kg.cm)	700 kg.cm	800 kg.cm	60 kg.cm
MJ3030	120kg	150kg	250kg	320(kg.cm)	800 kg.cm	900 kg.cm	70 kg.cm
MJ4040	150kg	180kg	320kg	500(kg.cm)	1000 kg.cm	1200 kg.cm	100 kg.cm
MJ4545	180kg	220kg	400kg	1000(kg.cm)	1800 kg.cm	1200 kg.cm	150 kg.cm
MJ2856	180kg	220kg	400kg	1000(kg.cm)	2000 kg.cm	2200 kg.cm	150 kg.cm
MJ3680	300kg	360kg	500kg	1500(kg.cm)	3000 kg.cm	3500 kg.cm	200 kg.cm
MJ4288	400kg	480kg	700kg	2000(kg.cm)	4000 kg.cm	4200 kg.cm	300 kg.cm
MJ6060	450kg	500kg	800kg	2500(kg.cm)	5000 kg.cm	5500 kg.cm	600 kg.cm
MJ8080	700kg	800kg	1000kg	3000(kg.cm)	6000 kg.cm	6800 kg.cm	800 kg.cm
MJ3288	50kg	50kg		400(kg.cm)	50 kg.cm		50 kg.cm
MJ6×16	60kg				300 kg.cm		
MJ8×25	100kg				500 kg.cm		
MJ12×30	400kg				800 kg.cm		

MJ工业铝型材实物图









MJ 根据客户不同的需求设计不同的型材

实图举例