STABILIZED TRANSMISSION AS FORWARDING

線性滑軌

鏈帶型與非鏈帶型共軌





精 高精度
靜 低噪音
順 行徑順

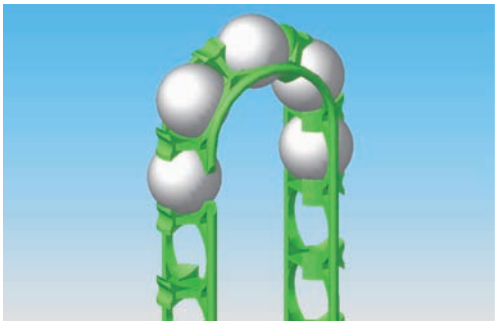

◎ 專利設計

- 靜音套管結構降低噪音
- 鏈帶提升鋼珠聚油能力
- 鏈帶循環帶動整體油潤
- 鏈帶無段接點順暢設計

BGX系列規格尺寸表 BGX(H-B)標準型

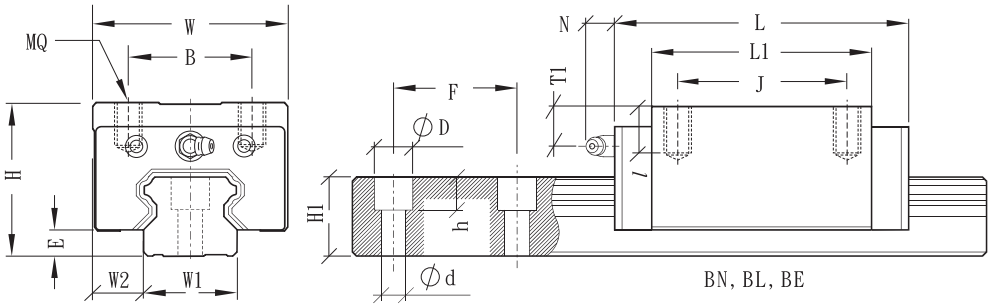

規格 / 型號	組裝規格-mm				滑 塊-mm									滑 軌-mm						額定負載-Kgf		滑 塊	滑 軌
	H	W	W2	E	L	B	J	MQ	l	L1	Oil H	T1	N	W1	H1	F	d	D	h	C	C0	Kgf	Kgf/M
BGXH15BN	28	34	9.5	3.0	58.6	26	26	M4	6.0	40.2	M4X0.7	9.5	(5)	15	13.0	60	4.5	7.5	6.0	951	2001	0.19	1.28
BGXH20BN	30	44	12.0	4.5	69.3	32	36	M5	6.5	48.5	M6X1	7.1	(15.6)	20	16.3	60	6.0	9.5	8.5	1463	3110	0.31	2.15
BGXH20BL	30	44	12.0	4.5	82.1	32	50	M5	6.5	61.3	M6X1	7.1	(15.6)	20	16.3	60	6.0	9.5	8.5	1896	4030	0.36	2.15
BGXH25BN	40	48	12.5	5.8	79.7	35	35	M6	9.0	57.5	M6X1	14.2	(15.6)	23	19.2	60	7.0	11.0	9.0	2052	4188	0.45	2.88
BGXH25BL	40	48	12.5	5.8	94.4	35	50	M6	9.0	72.2	M6X1	14.2	(15.6)	23	19.2	60	7.0	11.0	9.0	2638	5383	0.66	2.88
BGXH25BE	40	48	12.5	5.8	109.1	35	50	M6	9.0	86.9	M6X1	14.2	(15.6)	23	19.2	60	7.0	11.0	9.0	2974	6454	0.80	2.88
BGXH30BN	45	60	16.0	7.0	94.8	40	40	M8	12.0	67.8	M6X1	11.0	(15.6)	28	22.8	80	9.0	14.0	12.0	3032	5565	0.91	4.45
BGXH30BL	45	60	16.0	7.0	105.0	40	60	M8	12.0	78.0	M6X1	11.0	(15.6)	28	22.8	80	9.0	14.0	12.0	3927	7207	1.04	4.45
BGXH30BE	45	60	16.0	7.0	130.5	40	60	M8	12.0	103.5	M6X1	11.0	(15.6)	28	22.8	80	9.0	14.0	12.0	4372	8842	1.36	4.45
BGXH35BN	55	70	18.0	7.5	111.5	50	50	M8	12.0	80.5	M6X1	15.0	(15.6)	34	26.0	80	9.0	14.0	12.0	4321	8272	1.50	6.25
BGXH35BL	55	70	18.0	7.5	123.5	50	72	M8	12.0	92.5	M6X1	15.0	(15.6)	34	26.0	80	9.0	14.0	12.0	5399	10336	1.80	6.25
BGXH35BE	55	70	18.0	7.5	153.5	50	72	M8	12.0	122.5	M6X1	15.0	(15.6)	34	26.0	80	9.0	14.0	12.0	5941	12777	2.34	6.25
BGXH45BN	70	86	20.5	8.9	129.0	60	60	M10	18.0	94.0	M8X1.25	24.4	(16)	45	31.1	105	14.0	20.0	17.0	5911	11105	2.28	9.60
BGXH45BL	70	86	20.5	8.9	145.0	60	80	M10	18.0	110.0	M8X1.25	24.4	(16)	45	31.1	105	14.0	20.0	17.0	7031	13209	2.67	9.60
BGXH45BE	70	86	20.5	8.9	174.0	60	80	M10	18.0	139.0	M8X1.25	24.4	(16)	45	31.1	105	14.0	20.0	17.0	8124	16650	3.35	9.60

BGX系列規格尺寸表 BGX(H-F)標準型

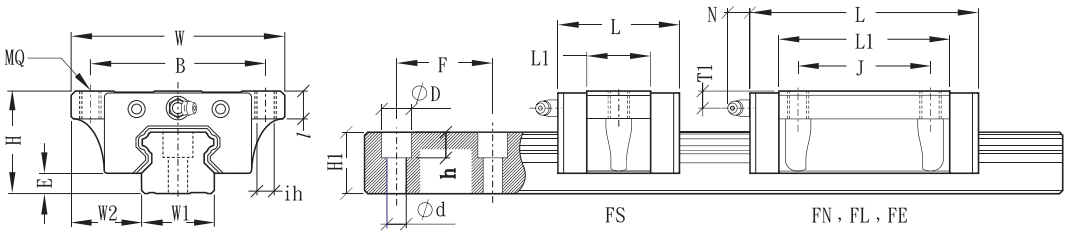

規格 / 型號	組裝規格-mm				滑 塊-mm										滑 軌-mm						額定負載-Kgf		滑 塊	滑 軌
	H	W	W2	E	L	B	J	MQ	ih	l	L1	Oil H	T1	N	W1	H1	F	d	D	h	C	C0	Kgf	Kgf/M
BGXH15FN	24	47	16.0	3.0	58.6	38	30	M5	4.4	8.0	40.2	M4X0.7	5.5	(5)	15	13.0	60	4.5	7.5	6.0	951	2001	0.21	1.28
BGXH15FL	24	47	16.0	3.0	66.1	38	30	M5	4.4	8.0	47.7	M4X0.7	5.5	(5)	15	13.0	60	4.5	7.5	6.0	1150	2419	0.23	1.28
BGXH20FN	30	63	21.5	4.5	69.3	53	40	M6	5.4	9.0	48.5	M6X1	7.1	(15.6)	20	16.3	60	6.0	9.5	8.5	1463	3110	0.40	2.15
BGXH20FL	30	63	21.5	4.5	82.1	53	40	M6	5.4	9.0	61.3	M6X1	7.1	(15.6)	20	16.3	60	6.0	9.5	8.5	1896	4030	0.46	2.15
BGXH25FN	36	70	23.5	5.8	79.7	57	45	M8	7.0	10.0	57.5	M6X1	10.2	(15.6)	23	19.2	60	7.0	11.0	9.0	2052	4188	0.57	2.88
BGXH25FL	36	70	23.5	5.8	94.4	57	45	M8	7.0	10.0	72.2	M6X1	10.2	(15.6)	23	19.2	60	7.0	11.0	9.0	2638	5383	0.72	2.88
BGXH25FE	36	70	23.5	5.8	109.1	57	45	M8	7.0	10.0	86.9	M6X1	10.2	(15.6)	23	19.2	60	7.0	11.0	9.0	2974	6454	0.89	2.88
BGXH30FN	42	90	31.0	7.0	94.8	72	52	M10	8.6	11.0	67.8	M6X1	8.0	(15.6)	28	22.8	80	9.0	14.0	12.0	3032	5565	1.10	4.45
BGXH30FL	42	90	31.0	7.0	105.0	72	52	M10	8.6	11.0	78.0	M6X1	8.0	(15.6)	28	22.8	80	9.0	14.0	12.0	3927	7207	1.34	4.45
BGXH30FE	42	90	31.0	7.0	130.5	72	52	M10	8.6	11.0	103.5	M6X1	8.0	(15.6)	28	22.8	80	9.0	14.0	12.0	4372	8842	1.66	4.45
BGXH35FN	48	100	33.0	7.5	111.5	82	62	M10	8.6	12.0	80.5	M6X1	8.0	(16)	34	26.0	80	9.0	14.0	12.0	4321	8272	1.50	6.25
BGXH35FL	48	100	33.0	7.5	123.5	82	62	M10	8.6	12.0	92.5	M6X1	8.0	(16)	34	26.0	80	9.0	14.0	12.0	5399	10336	1.90	6.25
BGXH35FE	48	100	33.0	7.5	153.5	82	62	M10	8.6	12.0	122.5	M6X1	8.0	(16)	34	26.0	80	9.0	14.0	12.0	5941	12777	2.54	6.25
BGXH45FN	60	120	37.5	8.9	129.0	100	80	M12	10.6	15.5	94.0	M8X1.25	14.4	(16)	45	31.1	105	14.0	20.0	17.0	5911	11105	2.27	9.60
BGXH45FL	60	120	37.5	8.9	145.0	100	80	M12	10.6	15.5	110.0	M8X1.25	14.4	(16)	45	31.1	105	14.0	20.0	17.0	7031	13209	2.68	9.60
BGXH45FE	60	120	37.5	8.9	174.0	100	80	M12	10.6	15.5	139.0	M8X1.25	14.4	(16)	45	31.1	105	14.0	20.0	17.0	8124	16650	3.42	9.60

BGX系列規格尺寸表 BGX(S-B)標準型

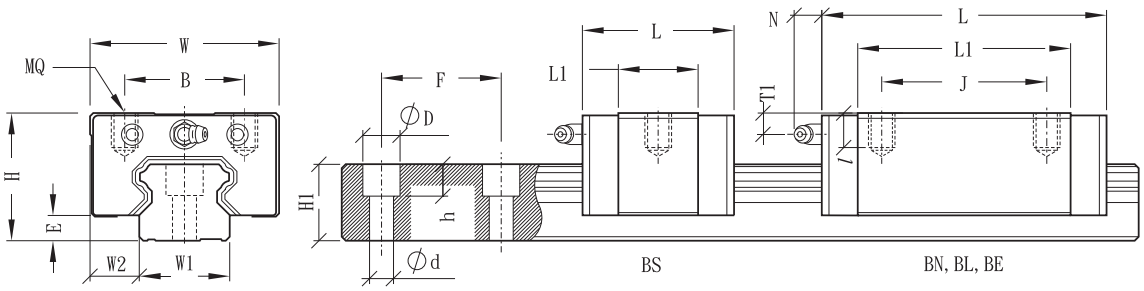

規格 / 型號	組裝規格-mm				滑 塊-mm									滑 軌-mm						額定負載-Kgf		滑 塊	滑 軌
	H	W	W2	E	L	B	J	MQ	l	L1	Oil H	T1	N	W1	H1	F	d	D	h	C	C0	Kgf	Kgf/M
BGXS15BS	24	34	9.5	3.0	40.6	26		M4	4.8	22.2	M4X0.7	5.5	(5)	15	13.0	60	4.5	7.5	6.0	473	996	0.10	1.28
BGXS15BN	24	34	9.5	3.0	58.6	26	26	M4	4.8	40.2	M4X0.7	5.5	(5)	15	13.0	60	4.5	7.5	6.0	951	2001	0.17	1.28
BGXS15BL	24	34	9.5	3.0	66.1	26	26	M4	4.8	47.7	M4X0.7	5.5	(5)	15	13.0	60	4.5	7.5	6.0	1150	2419	0.18	1.28
BGXS20BS	28	42	11.0	4.5	48.3	32		M5	5.5	27.5	M6X1	5.1	(15.6)	20	16.3	60	6.0	9.5	8.5	753	1600	0.17	2.15
BGXS20BN	28	42	11.0	4.5	69.3	32	32	M5	5.5	48.5	M6X1	5.1	(15.6)	20	16.3	60	6.0	9.5	8.5	1463	3110	0.26	2.15
BGXS25BS	33	48	12.5	5.8	54.5	35		M6	6.8	32.3	M6X1	7.2	(15.6)	23	19.2	60	7.0	11.0	9.0	1049	2141	0.21	2.88
BGXS25BN	33	48	12.5	5.8	79.7	35	35	M6	6.8	57.5	M6X1	7.2	(15.6)	23	19.2	60	7.0	11.0	9.0	2052	4188	0.38	2.88
BGXX25BN	36	48	12.5	5.8	79.7	35	35	M6	9.0	57.5	M6X1	10.2	(15.6)	23	19.2	60	7.0	11.0	9.0	2052	4188	0.40	2.88
BGXX25BL	36	48	12.5	5.8	94.4	35	35	M6	9.0	72.2	M6X1	10.2	(15.6)	23	19.2	60	7.0	11.0	9.0	2638	5383	0.54	2.88
BGXX25BE	36	48	12.5	5.8	109.1	35	50	M6	9.0	86.9	M6X1	10.2	(15.6)	23	19.2	60	7.0	11.0	9.0	2974	6454	0.67	2.88
BGXS30BS	42	60	16.0	7.0	64.2	40		M8	10.0	37.2	M6X1	8.0	(15.6)	28	22.8	80	9.0	14.0	12.0	1503	2758	0.50	4.45
BGXS30BN	42	60	16.0	7.0	94.8	40	40	M8	10.0	67.8	M6X1	8.0	(15.6)	28	22.8	80	9.0	14.0	12.0	3032	5565	0.80	4.45
BGXS30BL	42	60	16.0	7.0	105.0	40	40	M8	10.0	78.0	M6X1	8.0	(15.6)	28	22.8	80	9.0	14.0	12.0	3927	7207	0.94	4.45
BGXS30BE	42	60	16.0	7.0	130.5	40	60	M8	10.0	103.5	M6X1	8.0	(15.6)	28	22.8	80	9.0	14.0	12.0	4372	8842	1.16	4.45
BGXS35BS	48	70	18.0	7.5	75.5	50		M8	10.0	44.5	M6X1	8.0	(15.6)	34	26.0	80	9.0	14.0	12.0	2166	4146	0.80	6.25
BGXS35BN	48	70	18.0	7.5	111.5	50	50	M8	10.0	80.5	M6X1	8.0	(15.6)	34	26.0	80	9.0	14.0	12.0	4321	8272	1.20	6.25
BGXS35BL	48	70	18.0	7.5	123.5	50	50	M8	10.0	92.5	M6X1	8.0	(15.6)	34	26.0	80	9.0	14.0	12.0	5399	10336	1.40	6.25
BGXS35BE	48	70	18.0	7.5	153.5	50	72	M8	10.0	122.5	M6X1	8.0	(15.6)	34	26.0	80	9.0	14.0	12.0	5941	12777	1.84	6.25
BGXS45BN	60	86	20.5	8.9	129.0	60	60	M10	15.5	94.0	M8X1.25	14.4	(16)	45	31.1	105	14.0	20.0	17.0	5911	11105	1.64	9.60
BGXS45BL	60	86	20.5	8.9	145.0	60	60	M10	15.5	110.0	M8X1.25	14.4	(16)	45	31.1	105	14.0	20.0	17.0	7031	13209	1.93	9.60
BGXS45BE	60	86	20.5	8.9	174.0	60	80	M10	15.5	139.0	M8X1.25	14.4	(16)	45	31.1	105	14.0	20.0	17.0	8124	16650	2.42	9.60

行 走 精 度

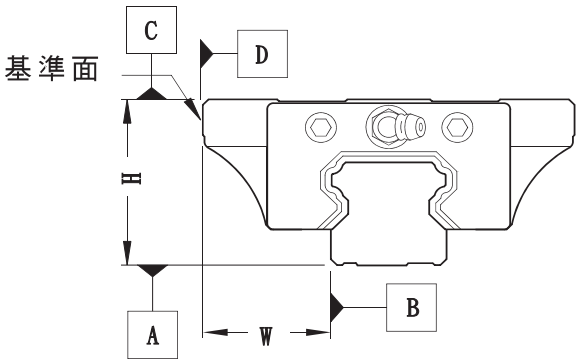

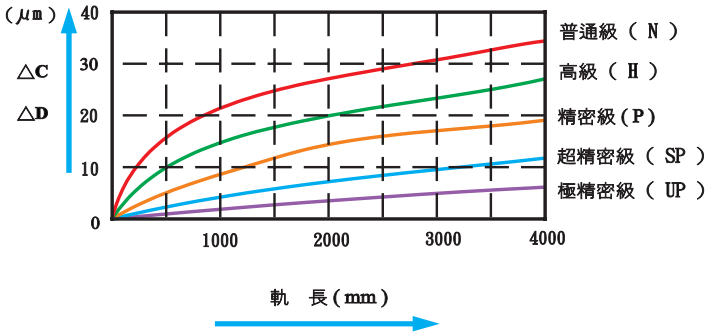

圖1-1 BG軌長與行走精度

單位：mm

項次 / 等級	普通級 (N)	高級 (H)	精密級 (P)	超精密級 (SP)	極精密級 (UP)
組合高誤差(H)	±0.1	±0.04	0 -0.04	0 -0.02	0 -0.01
組合寬誤差(W)	±0.1	±0.04	0 -0.04	0 -0.02	0 -0.01
成對高度相互誤差(△H)	0.03	0.02	0.01	0.005	0.003
成對寬度相互誤差(△W)	0.03	0.02	0.01	0.005	0.003
滑座 C 面對軌道 A 面的行走精度	△ C 參考圖 1-1				
滑座 D 面對軌道 B 面的行走精度	△ D 參考圖 1-1				

高 精 度

低 磨 擦

低 噪 音

低 振 動

- 四方向等荷重
  高剛性
  全面防塵系統

- 高速低噪音
  可互換性
  不掉珠

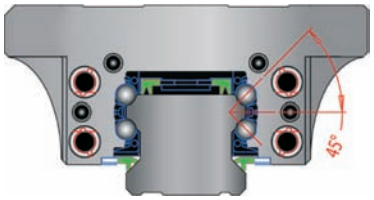

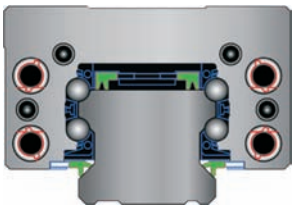



- 鏈帶型與非鏈帶型
  共軌

鏈帶型振幅僅為非鏈帶型之1/6~1/10

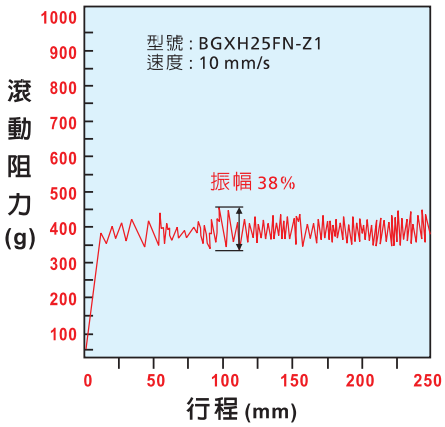

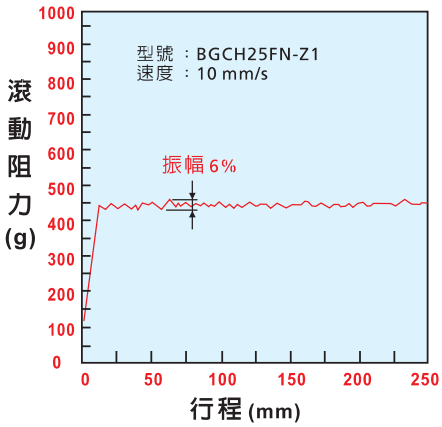

BGC系列規格尺寸表 BGC(H-B)鏈帶型

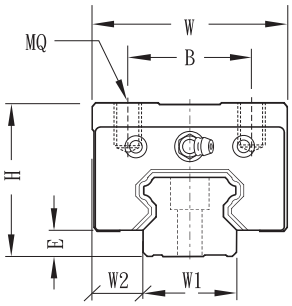

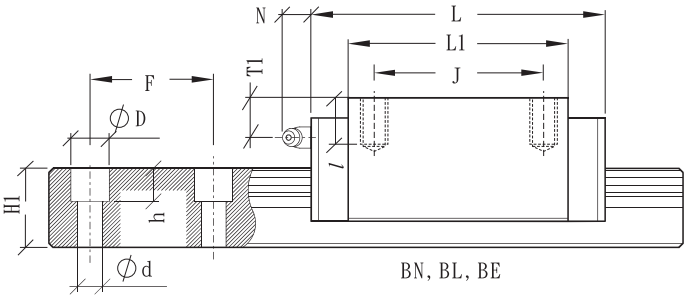

規格 / 型號	組裝規格-mm				滑 塊-mm									滑 軌-mm						額定負載-Kgf		滑 塊	滑 軌
	H	W	W2	E	L	B	J	MQ	l	L1	Oil H	T1	N	W1	H1	F	d	D	h	C	C0	Kgf	Kgf/M
BGCH15BN	28	34	9.5	3.0	58.6	26	26	M4	6.0	40.2	M4X0.7	9.5	(5)	15	13.0	60	4.5	7.5	6.0	1174	2001	0.19	1.28
BGCH20BN	30	44	12.0	4.5	69.3	32	36	M5	6.5	48.5	M6X1	7.1	(15.6)	20	16.3	60	6.0	9.5	8.5	1806	3110	0.31	2.15
BGCH20BL	30	44	12.0	4.5	82.1	32	36	M5	6.5	61.3	M6X1	7.1	(15.6)	20	16.3	60	6.0	9.5	8.5	2341	4030	0.36	2.15
BGCH25BN	40	48	12.5	5.8	79.7	35	35	M6	9.0	57.5	M6X1	14.2	(15.6)	23	19.2	60	7.0	11.0	9.0	2534	4188	0.45	2.88
BGCH25BL	40	48	12.5	5.8	94.4	35	35	M6	9.0	72.2	M6X1	14.2	(15.6)	23	19.2	60	7.0	11.0	9.0	3256	5383	0.66	2.88
BGCH25BE	40	48	12.5	5.8	109.1	35	50	M6	9.0	86.9	M6X1	14.2	(15.6)	23	19.2	60	7.0	11.0	9.0	3671	6454	0.80	2.88
BGCH30BN	45	60	16.0	7.0	94.8	40	40	M8	12.0	67.8	M6X1	11.0	(15.6)	28	22.8	80	9.0	14.0	12.0	3743	5565	0.91	4.45
BGCH30BL	45	60	16.0	7.0	105.0	40	40	M8	12.0	78.0	M6X1	11.0	(15.6)	28	22.8	80	9.0	14.0	12.0	4848	7207	1.04	4.45
BGCH30BE	45	60	16.0	7.0	130.5	40	60	M8	12.0	103.5	M6X1	11.0	(15.6)	28	22.8	80	9.0	14.0	12.0	5397	8842	1.36	4.45
BGCH35BN	55	70	18.0	7.5	111.5	50	50	M8	12.0	80.5	M6X1	15.0	(15.6)	34	26.0	80	9.0	14.0	12.0	5335	8272	1.50	6.25
BGCH35BL	55	70	18.0	7.5	123.5	50	50	M8	12.0	92.5	M6X1	15.0	(15.6)	34	26.0	80	9.0	14.0	12.0	6666	10336	1.80	6.25
BGCH35BE	55	70	18.0	7.5	153.5	50	72	M8	12.0	122.5	M6X1	15.0	(15.6)	34	26.0	80	9.0	14.0	12.0	7334	12777	2.34	6.25
BGCH45BN	70	86	20.5	8.9	129.0	60	60	M10	18.0	94.0	M8X1.25	24.4	(16)	45	31.1	105	14.0	20.0	17.0	7298	11105	2.28	9.60
BGCH45BL	70	86	20.5	8.9	145.0	60	60	M10	18.0	110.0	M8X1.25	24.4	(16)	45	31.1	105	14.0	20.0	17.0	8680	13209	2.67	9.60
BGCH45BE	70	86	20.5	8.9	174.0	60	80	M10	18.0	139.0	M8X1.25	24.4	(16)	45	31.1	105	14.0	20.0	17.0	10030	16650	3.35	9.60

BGC系列規格尺寸表 BGC(H-F)鏈帶型

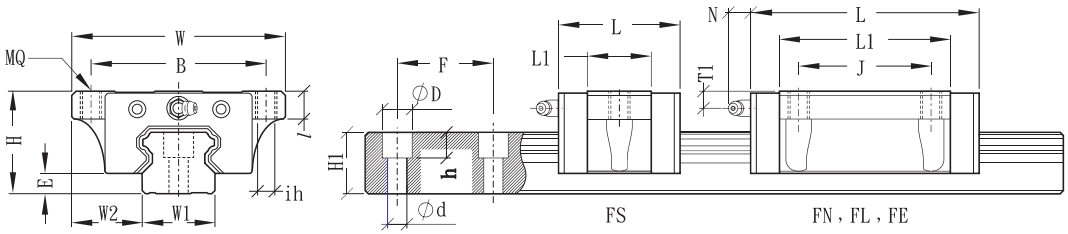

規格 / 型號	組裝規格-mm				滑 塊-mm										滑 軌-mm						額定負載-Kgf		滑 塊	滑 軌
	H	W	W2	E	L	B	J	MQ	ih	l	L1	Oil H	T1	N	W1	H1	F	d	D	h	C-BGC	C0	Kgf	Kgf/M
BGCH15FN	24	47	16.0	3.0	58.6	38	30	M5	4.4	8.0	40.2	M4X0.7	5.5	(5)	15	13.0	60	4.5	7.5	6.0	1174	2001	0.21	1.28
BGCH15FL	24	47	16.0	3.0	66.1	38	30	M5	4.4	8.0	47.7	M4X0.7	5.5	(5)	15	13.0	60	4.5	7.5	6.0	1420	2419	0.23	1.28
BGCH20FN	30	63	21.5	4.5	69.3	53	40	M6	5.4	9.0	48.5	M6X1	7.1	(15.6)	20	16.3	60	6.0	9.5	8.5	1806	3110	0.40	2.15
BGCH20FL	30	63	21.5	4.5	82.1	53	40	M6	5.4	9.0	61.3	M6X1	7.1	(15.6)	20	16.3	60	6.0	9.5	8.5	2341	4030	0.46	2.15
BGCH25FN	36	70	23.5	5.8	79.7	57	45	M8	7.0	10.0	57.5	M6X1	10.2	(15.6)	23	19.2	60	7.0	11.0	9.0	2534	4188	0.57	2.88
BGCH25FL	36	70	23.5	5.8	94.4	57	45	M8	7.0	10.0	72.2	M6X1	10.2	(15.6)	23	19.2	60	7.0	11.0	9.0	3256	5383	0.72	2.88
BGCH25FE	36	70	23.5	5.8	109.1	57	45	M8	7.0	10.0	86.9	M6X1	10.2	(15.6)	23	19.2	60	7.0	11.0	9.0	3671	6454	0.89	2.88
BGCH30FN	42	90	31.0	7.0	94.8	72	52	M10	8.6	11.0	67.8	M6X1	8.0	(15.6)	28	22.8	80	9.0	14.0	12.0	3743	5565	1.10	4.45
BGCH30FL	42	90	31.0	7.0	105.0	72	52	M10	8.6	11.0	78.0	M6X1	8.0	(15.6)	28	22.8	80	9.0	14.0	12.0	4848	7207	1.34	4.45
BGCH30FE	42	90	31.0	7.0	130.5	72	52	M10	8.6	11.0	103.5	M6X1	8.0	(15.6)	28	22.8	80	9.0	14.0	12.0	5397	8842	1.66	4.45
BGCH35FN	48	100	33.0	7.5	111.5	82	62	M10	8.6	12.0	80.5	M6X1	8.0	(16)	34	26.0	80	9.0	14.0	12.0	5335	8272	1.50	6.25
BGCH35FL	48	100	33.0	7.5	123.5	82	62	M10	8.6	12.0	92.5	M6X1	8.0	(16)	34	26.0	80	9.0	14.0	12.0	6666	10336	1.90	6.25
BGCH35FE	48	100	33.0	7.5	153.5	82	62	M10	8.6	12.0	122.5	M6X1	8.0	(16)	34	26.0	80	9.0	14.0	12.0	7334	12777	2.54	6.25
BGCH45FN	60	120	37.5	8.9	129.0	100	80	M12	10.6	15.5	94.0	M8X1.25	14.4	(16)	45	31.1	105	14.0	20.0	17.0	7298	11105	2.27	9.60
BGCH45FL	60	120	37.5	8.9	145.0	100	80	M12	10.6	15.5	110.0	M8X1.25	14.4	(16)	45	31.1	105	14.0	20.0	17.0	8680	13209	2.68	9.60
BGCH45FE	60	120	37.5	8.9	174.0	100	80	M12	10.6	15.5	139.0	M8X1.25	14.4	(16)	45	31.1	105	14.0	20.0	17.0	10030	16650	3.42	9.60

BGC系列規格尺寸表 BGC(S-B)鏈帶型

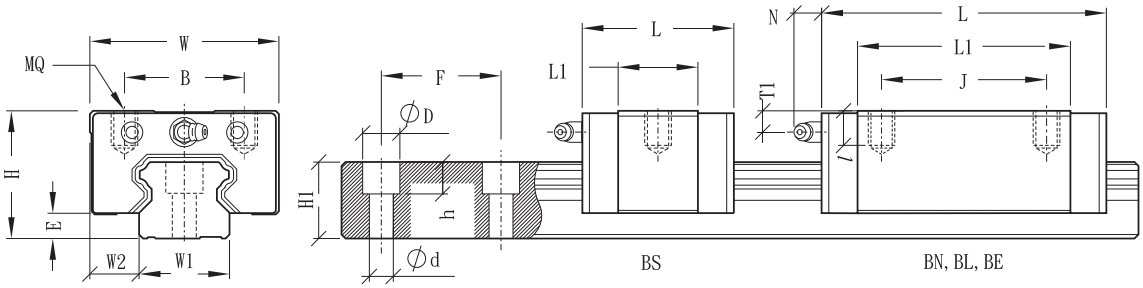

規格 / 型號	組裝規格-mm				滑 塊-mm										滑 軌-mm						額定負載-Kgf		滑 塊	滑 軌
	H	W	W2	E	L	B	J	MQ	l	L1	Oil H	T1	N	W1	H1	F	d	D	h	C	C0	Kgf	Kgf/M
BGCS15BS	24	34	9.5	3.0	40.6	26		M4	4.8	22.2	M4X0.7	5.5	(5)	15	13.0	60	4.5	7.5	6.0	584	996	0.10	1.28
BGCS15BN	24	34	9.5	3.0	58.6	26	26	M4	4.8	40.2	M4X0.7	5.5	(5)	15	13.0	60	4.5	7.5	6.0	1174	2001	0.17	1.28
BGCS15BL	24	34	9.5	3.0	66.1	26	26	M4	4.8	47.7	M4X0.7	5.5	(5)	15	13.0	60	4.5	7.5	6.0	1420	2419	0.18	1.28
BGCS20BS	28	42	11.0	4.5	48.3	32		M5	5.5	27.5	M6X1	5.1	(15.6)	20	16.3	60	6.0	9.5	8.5	929	1600	0.17	2.15
BGCS20BN	28	42	11.0	4.5	69.3	32	32	M5	5.5	48.5	M6X1	5.1	(15.6)	20	16.3	60	6.0	9.5	8.5	1806	3110	0.26	2.15
BGCS25BS	33	48	12.5	5.8	54.5	35		M6	6.8	32.3	M6X1	7.2	(15.6)	23	19.2	60	7.0	11.0	9.0	1295	2141	0.21	2.88
BGCS25BN	33	48	12.5	5.8	79.7	35	35	M6	6.8	57.5	M6X1	7.2	(15.6)	23	19.2	60	7.0	11.0	9.0	2534	4188	0.38	2.88
BGCX25BN	36	48	12.5	5.8	79.7	35	35	M6	9.0	57.5	M6X1	10.2	(15.6)	23	19.2	60	7.0	11.0	9.0	2534	4188	0.40	2.88
BGCX25BL	36	48	12.5	5.8	94.4	35	35	M6	9.0	72.2	M6X1	10.2	(15.6)	23	19.2	60	7.0	11.0	9.0	3256	5383	0.54	2.88
BGCX25BE	36	48	12.5	5.8	109.1	35	50	M6	9.0	86.9	M6X1	10.2	(15.6)	23	19.2	60	7.0	11.0	9.0	3671	6454	0.67	2.88
BGCS30BS	42	60	16.0	7.0	64.2	40		M8	10.0	37.2	M6X1	8.0	(15.6)	28	22.8	80	9.0	14.0	12.0	1855	2758	0.50	4.45
BGCS30BN	42	60	16.0	7.0	94.8	40	40	M8	10.0	67.8	M6X1	8.0	(15.6)	28	22.8	80	9.0	14.0	12.0	3743	5565	0.80	4.45
BGCS30BL	42	60	16.0	7.0	105.0	40	40	M8	10.0	78.0	M6X1	8.0	(15.6)	28	22.8	80	9.0	14.0	12.0	4848	7207	0.94	4.45
BGCS30BE	42	60	16.0	7.0	130.5	40	60	M8	10.0	103.5	M6X1	8.0	(15.6)	28	22.8	80	9.0	14.0	12.0	5397	8842	1.16	4.45
BGCS35BS	48	70	18.0	7.5	75.5	50		M8	10.0	44.5	M6X1	8.0	(15.6)	34	26.0	80	9.0	14.0	12.0	2674	4146	0.80	6.25
BGCS35BN	48	70	18.0	7.5	111.5	50	50	M8	10.0	80.5	M6X1	8.0	(15.6)	34	26.0	80	9.0	14.0	12.0	5335	8272	1.20	6.25
BGCS35BL	48	70	18.0	7.5	123.5	50	50	M8	10.0	92.5	M6X1	8.0	(15.6)	34	26.0	80	9.0	14.0	12.0	6666	10336	1.40	6.25
BGCS35BE	48	70	18.0	7.5	153.5	50	72	M8	10.0	122.5	M6X1	8.0	(15.6)	34	26.0	80	9.0	14.0	12.0	7334	12777	1.84	6.25
BGCS45BN	60	86	20.5	8.9	129.0	60	60	M10	15.5	94.0	M8X1.25	14.4	(16)	45	31.1	105	14.0	20.0	17.0	7298	11105	1.64	9.60
BGCS45BL	60	86	20.5	8.9	145.0	60	60	M10	15.5	110.0	M8X1.25	14.4	(16)	45	31.1	105	14.0	20.0	17.0	8680	13209	1.93	9.60
BGCS45BE	60	86	20.5	8.9	174.0	60	80	M10	15.5	139.0	M8X1.25	14.4	(16)	45	31.1	105	14.0	20.0	17.0	10030	16650	2.42	9.60

更多之儲油空間

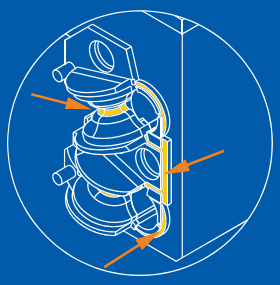

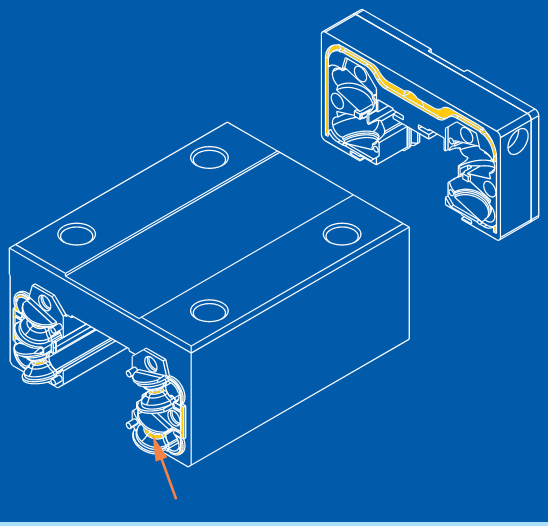

編　碼　原　則

BGC　H　25　BN - 2 - □ - L - 500 - P - Z1 - II

滑座類型：
BGX：非鏈帶型
BGC：鏈帶型

組裝高度：
H：高組裝
S：低組裝
X：特製組裝

規格/mm

有無法蘭與類型：
BN：無法蘭-標準型
BS：無法蘭-短型
BL：無法蘭-長型
BE：無法蘭-加長型
FN：有法蘭-標準型
FS：有法蘭-短型
FL：有法蘭-長型
FE：有法蘭-加長型

滑塊數

防塵分類：
□：端防塵+下防塵
UU：只有端防塵
ZZ：附有金屬刮刷片
DD：有雙防塵
KK：雙防塵+金屬刮刷片
SS：上防塵+下防塵+端防塵
SD：上防塵+下防塵+雙防塵

鑽孔分類：
L：沈頭孔
C：反鑽孔

預壓型：
ZF：鬆預壓
Z0：零預壓
Z1：輕預壓
Z2：中預壓
Z3：重預壓

精　度：
N　：普通級
H　：高級
P　：精密級
SP：超精密級
UP：極精密級

軌　長

2支平行使用

精浚科技股份有限公司
237台北縣三峽鎮三樹路168巷46號
電話：+886-2-26716600
傳真：+886-2-26711400
www.staf.com.tw